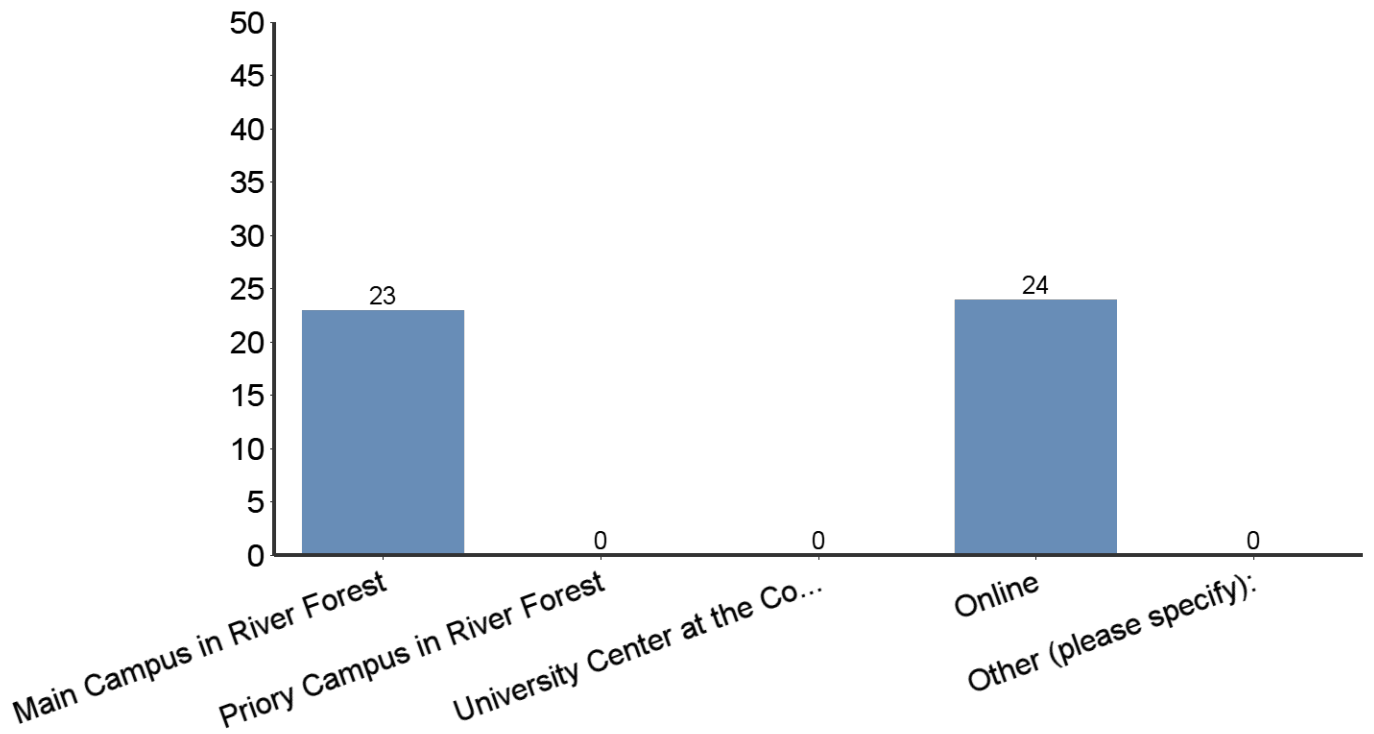
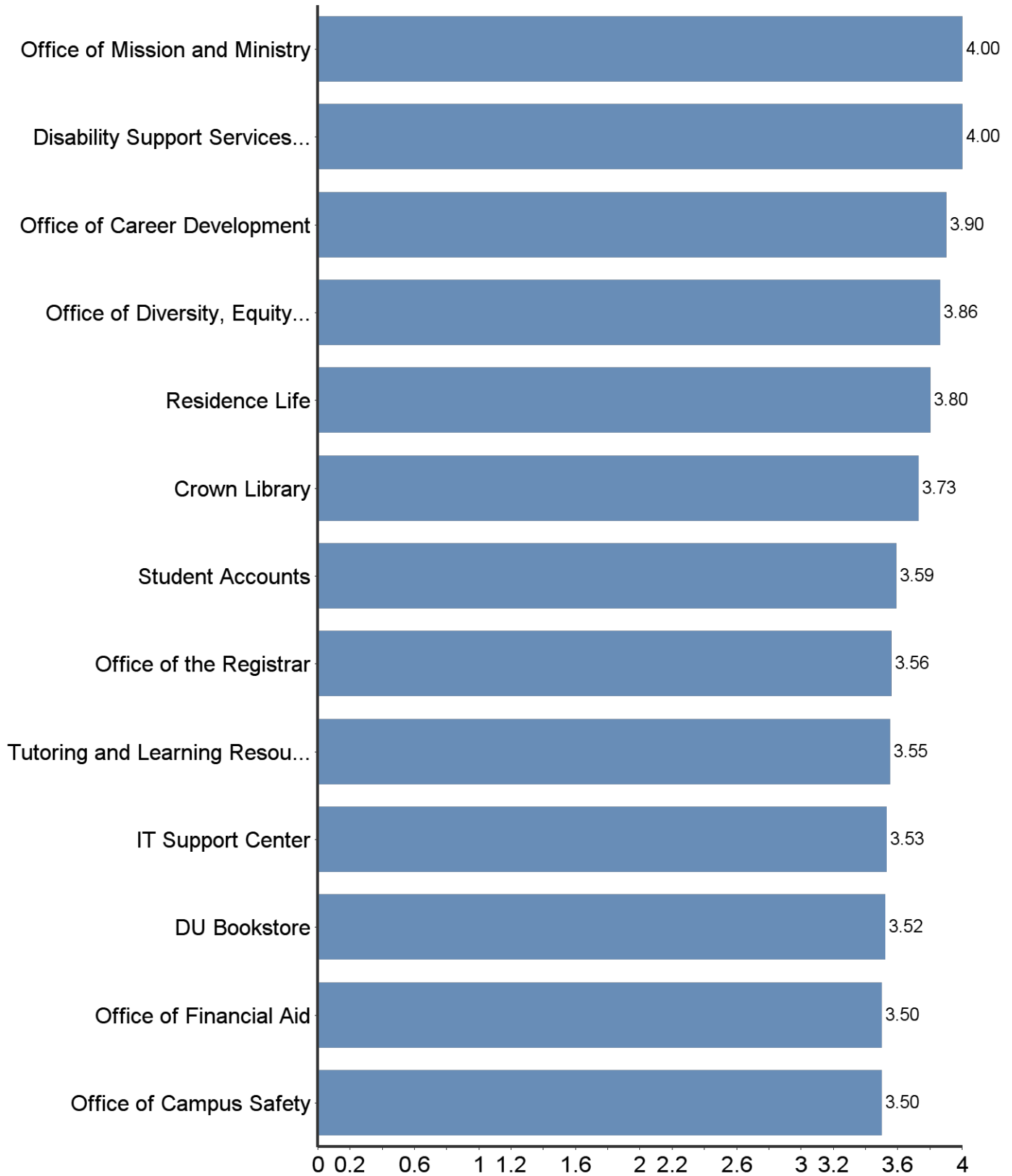


Where did you take MOST of your courses:



Value		Percent	Count	Percent
1	Main Campus in River Forest	<div style="width: 48.9%;"></div>	23	48.9%
2	Priory Campus in River Forest	<div style="width: 0.0%;"></div>	0	0.0%
3	University Center at the College of Lake County in Grayslake	<div style="width: 0.0%;"></div>	0	0.0%
5	Online	<div style="width: 51.1%;"></div>	24	51.1%
6	Other (please specify):	<div style="width: 0.0%;"></div>	0	0.0%
-	Total	<div style="width: 100.0%;"></div>	47	100.0%

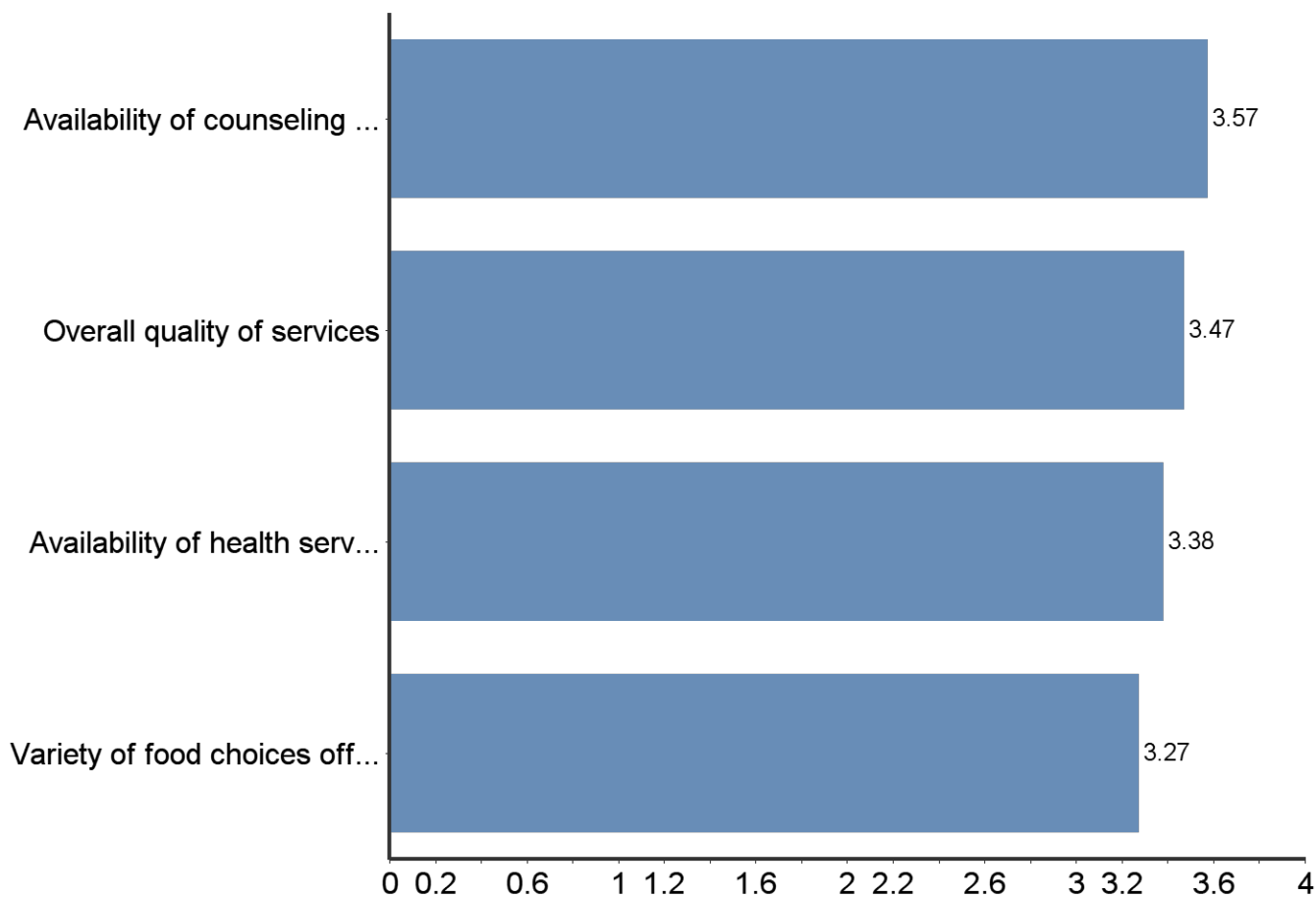


AY20 Graduating Student Survey, Graduate-Level - SOIS

Please rate your level of satisfaction with the quality of service from the staff in the following offices at Dominican:

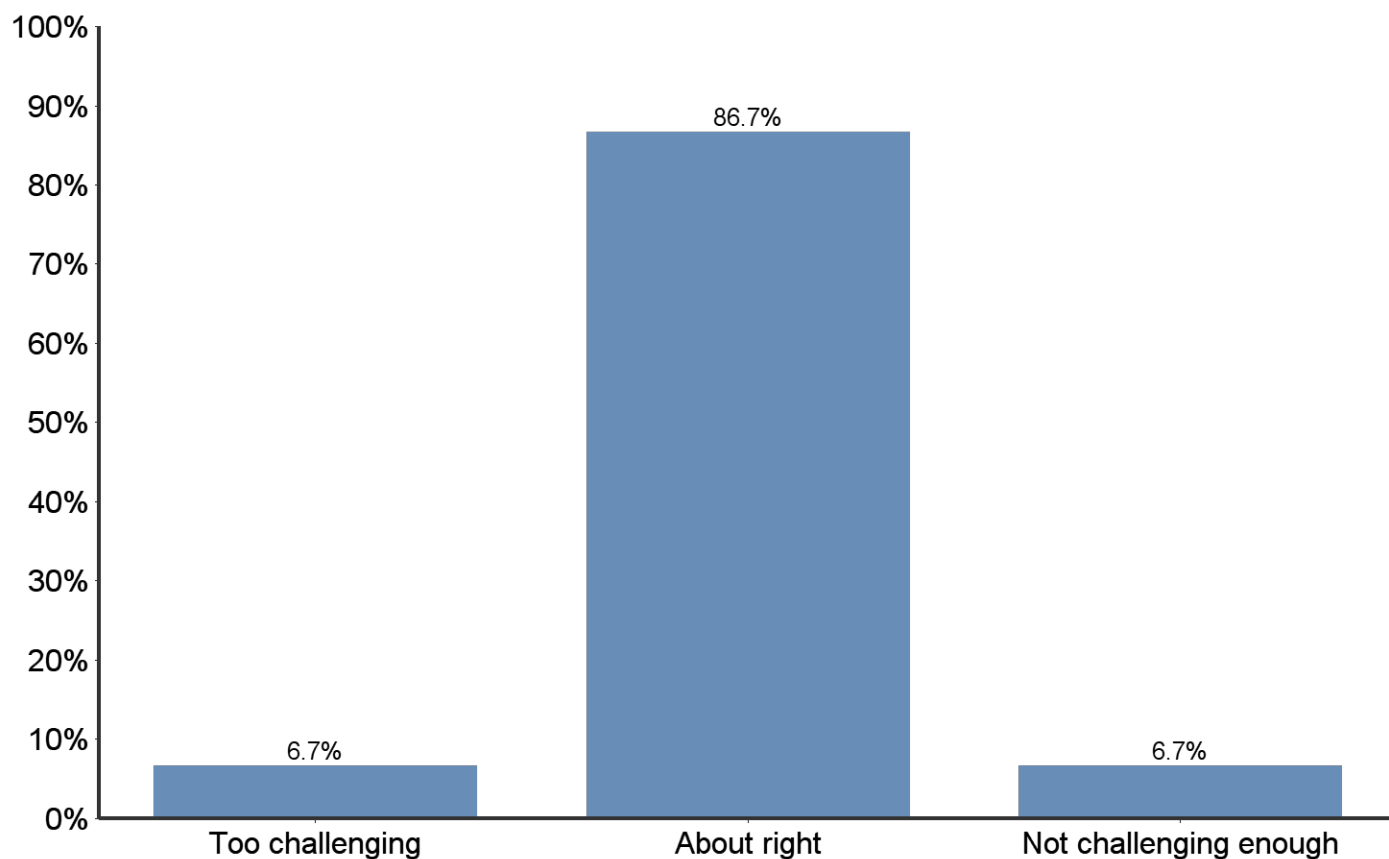
#	Question	Very Satisfied	Somewhat Satisfied	Somewhat Dissatisfied	Very Dissatisfied	Response	Average Value
3	Office of Career Development	90.0%	10.0%	-	-	10	3.9
4	Office of Financial Aid	61.1%	33.3%	-	5.6%	18	3.5
6	DU Bookstore	57.1%	38.1%	4.8%	-	21	3.5
8	IT Support Center	58.8%	35.3%	5.9%	-	17	3.5
9	Crown Library	83.3%	10.0%	3.3%	3.3%	30	3.7
10	Office of the Registrar	66.7%	25.9%	3.7%	3.7%	27	3.6
11	Student Accounts	70.4%	22.2%	3.7%	3.7%	27	3.6
12	Residence Life	80.0%	20.0%	-	-	5	3.8
14	Tutoring and Learning Resources	72.7%	9.1%	18.2%	-	11	3.5
15	Office of Mission and Ministry	100.0%	-	-	-	5	4.0
17	Office of Campus Safety	50.0%	50.0%	-	-	12	3.5
18	Disability Support Services Office	100.0%	-	-	-	7	4.0
20	Office of Diversity, Equity and Inclusion	85.7%	14.3%	-	-	7	3.9

Please rate your level of satisfaction with the following services at Dominican:



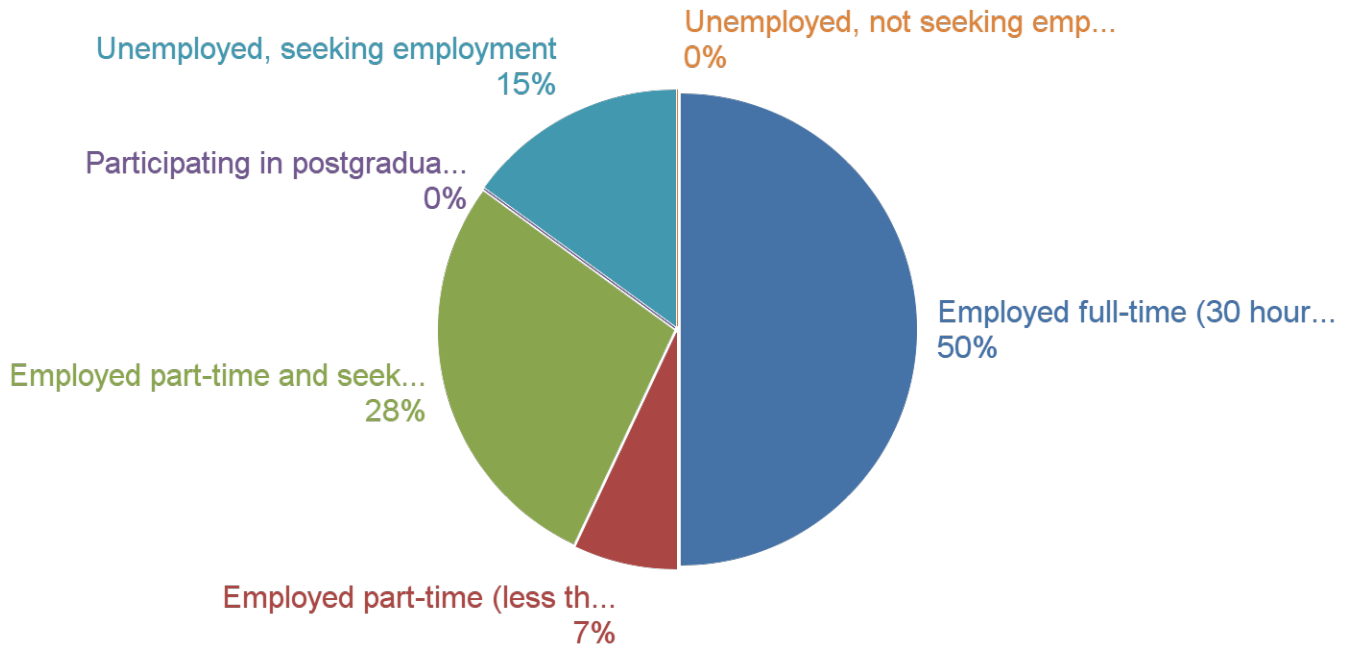
#	Question	Very Satisfied	Somewhat Satisfied	Somewhat Dissatisfied	Very Dissatisfied	Response	Average Value
5	Variety of food choices offered by campus dining	7	6	1	1	15	3.27
7	Availability of health services (Wellness Center)	5	2	-	1	8	3.38
16	Availability of counseling services (Wellness Center)	6	-	-	1	7	3.57
19	Overall quality of services	11	7	-	1	19	3.47

In general, how would you rate the academic rigor of your classes at Dominican?



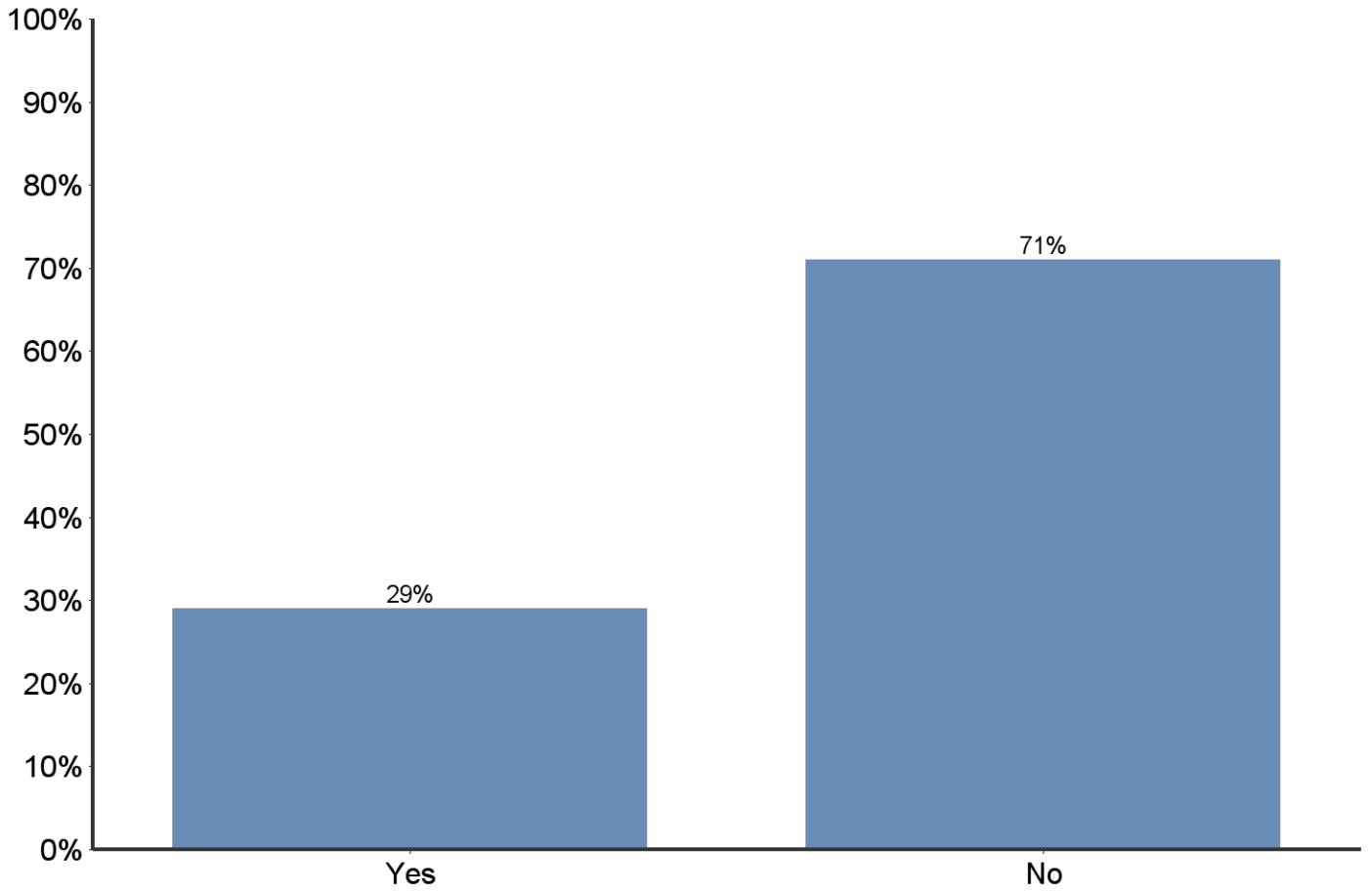
Value		Percent	Count	Percent
1	Too challenging		3	6.7%
2	About right		39	86.7%
3	Not challenging enough		3	6.7%
-	Total		45	100.0%

AY20 Graduating Student Survey, Graduate-Level - SOIS
 What will be your EMPLOYMENT STATUS immediately after graduation?



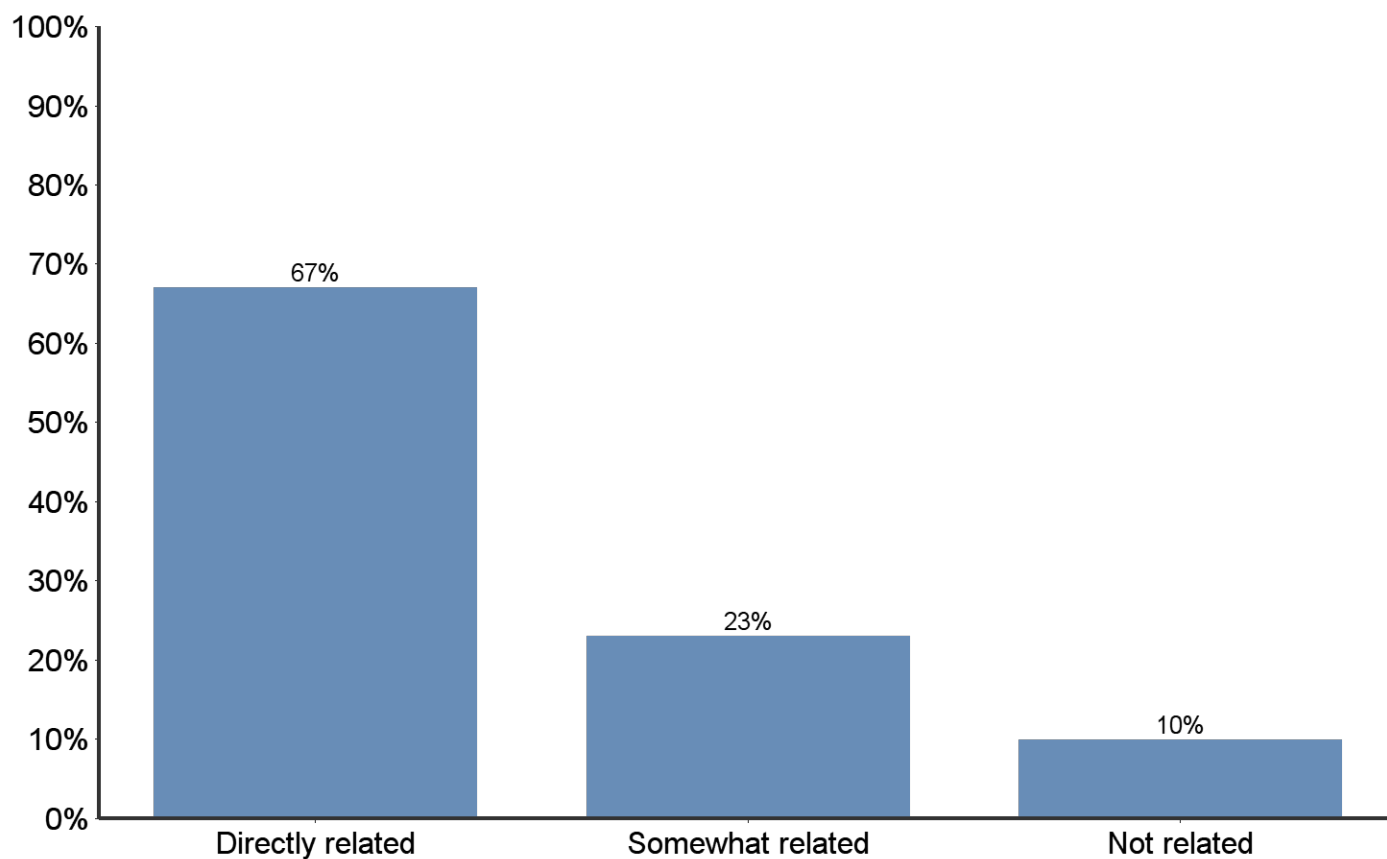
Value		Percent	Count	Percent
1	Employed full-time (30 hours or more per week)		23	50.0%
2	Employed part-time (less than 30 hours per week)		3	6.5%
3	Employed part-time and seeking full-time		13	28.3%
4	Participating in postgraduate service program (e.g. AmeriCorps, Dominican Volunteers, etc.)		0	0.0%
5	Unemployed, seeking employment		7	15.2%
6	Unemployed, not seeking employment		0	0.0%
-	Total		46	100.0%

AY20 Graduating Student Survey, Graduate-Level - SOIS
Have you sought out any career related services at Dominican?



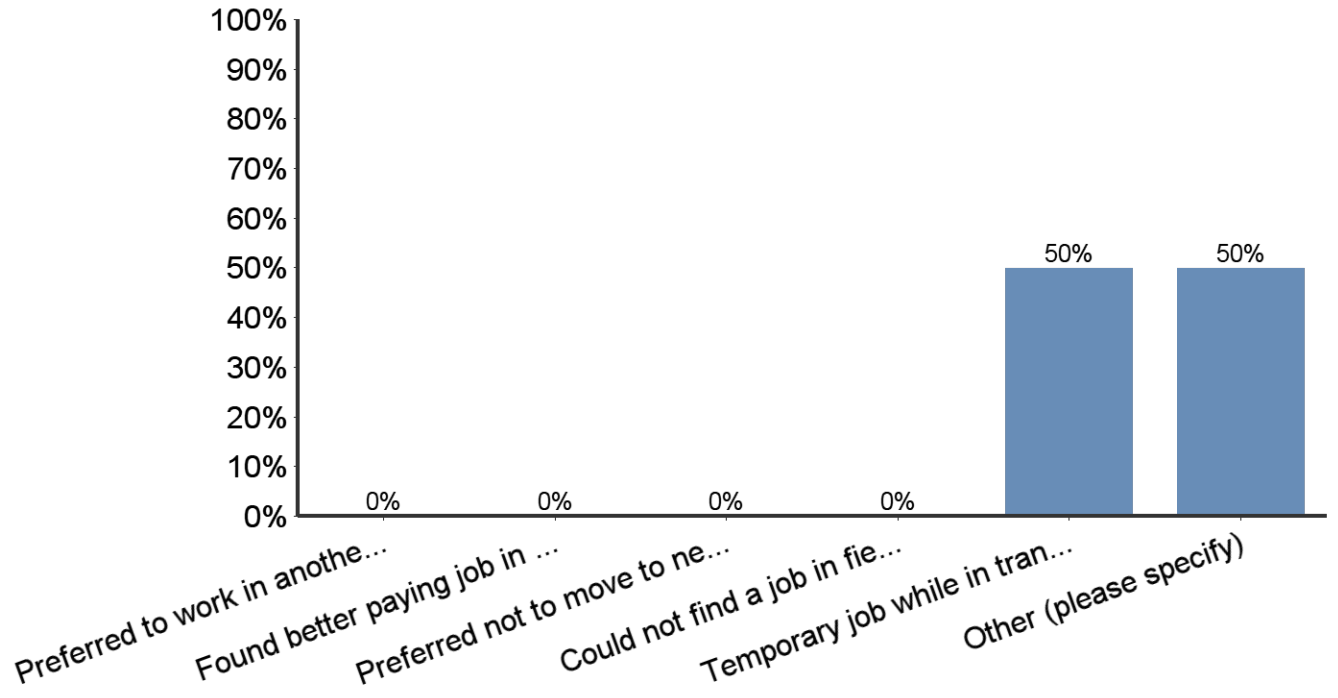
Value		Percent	Count	Percent
1	Yes		2	28.6%
2	No		5	71.4%
-	Total		7	100.0%

If you will be employed, how closely related will the job be to your degree program?



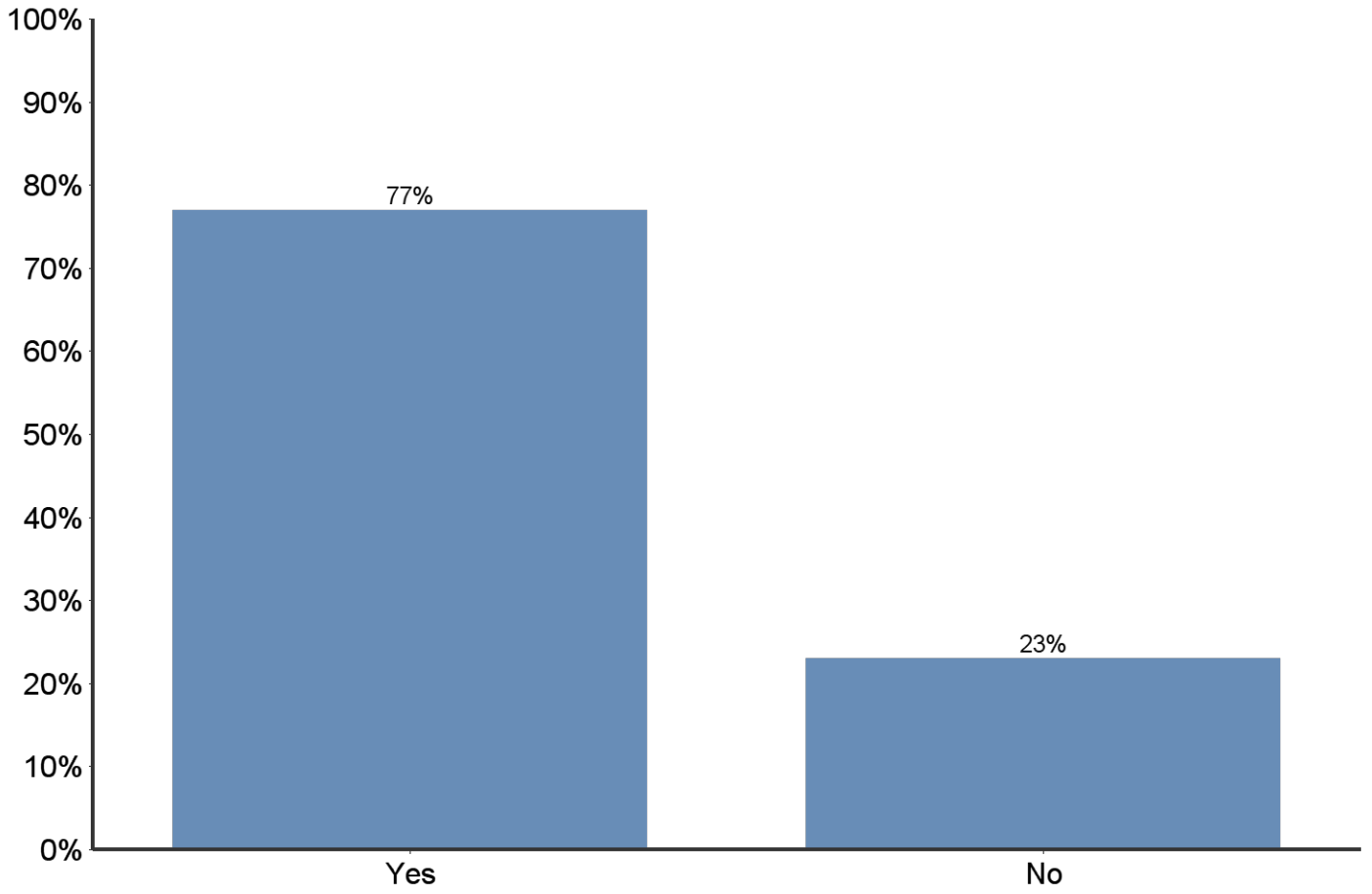
Value		Percent	Count	Percent
1	Directly related		26	66.7%
2	Somewhat related		9	23.1%
3	Not related		4	10.3%
-	Total		39	100.0%

If the job is not related to your major, please check all the reasons that apply:



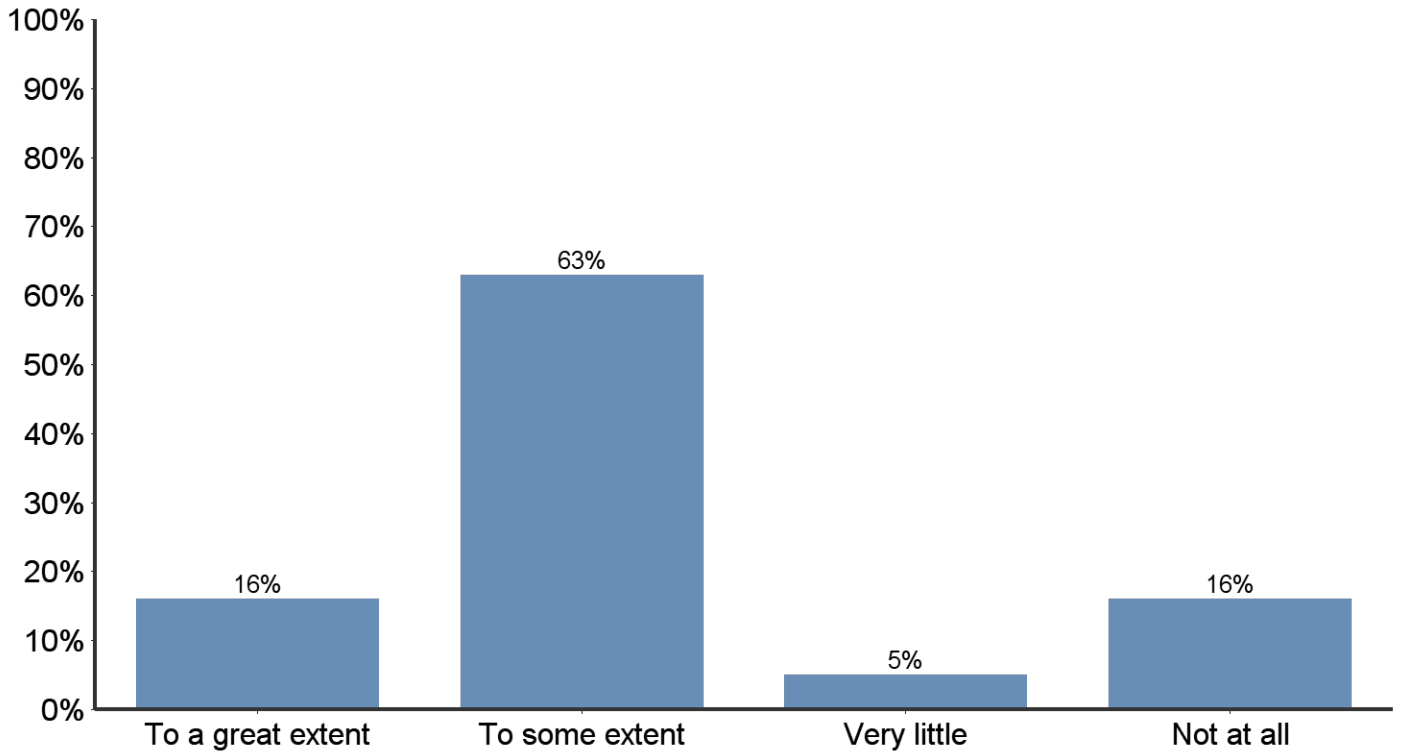
Value		Percent	Count	Percent
1	Preferred to work in another field		0	0.0%
2	Found better paying job in another field		0	0.0%
3	Preferred not to move to new locality		0	0.0%
4	Could not find a job in field of preparation		0	0.0%
5	Temporary job while in transition		2	50.0%
6	Other (please specify)		2	50.0%
-	Total		4	100.0%

AY20 Graduating Student Survey, Graduate-Level - SOIS
 Did you hold the same job while enrolled at Dominican?



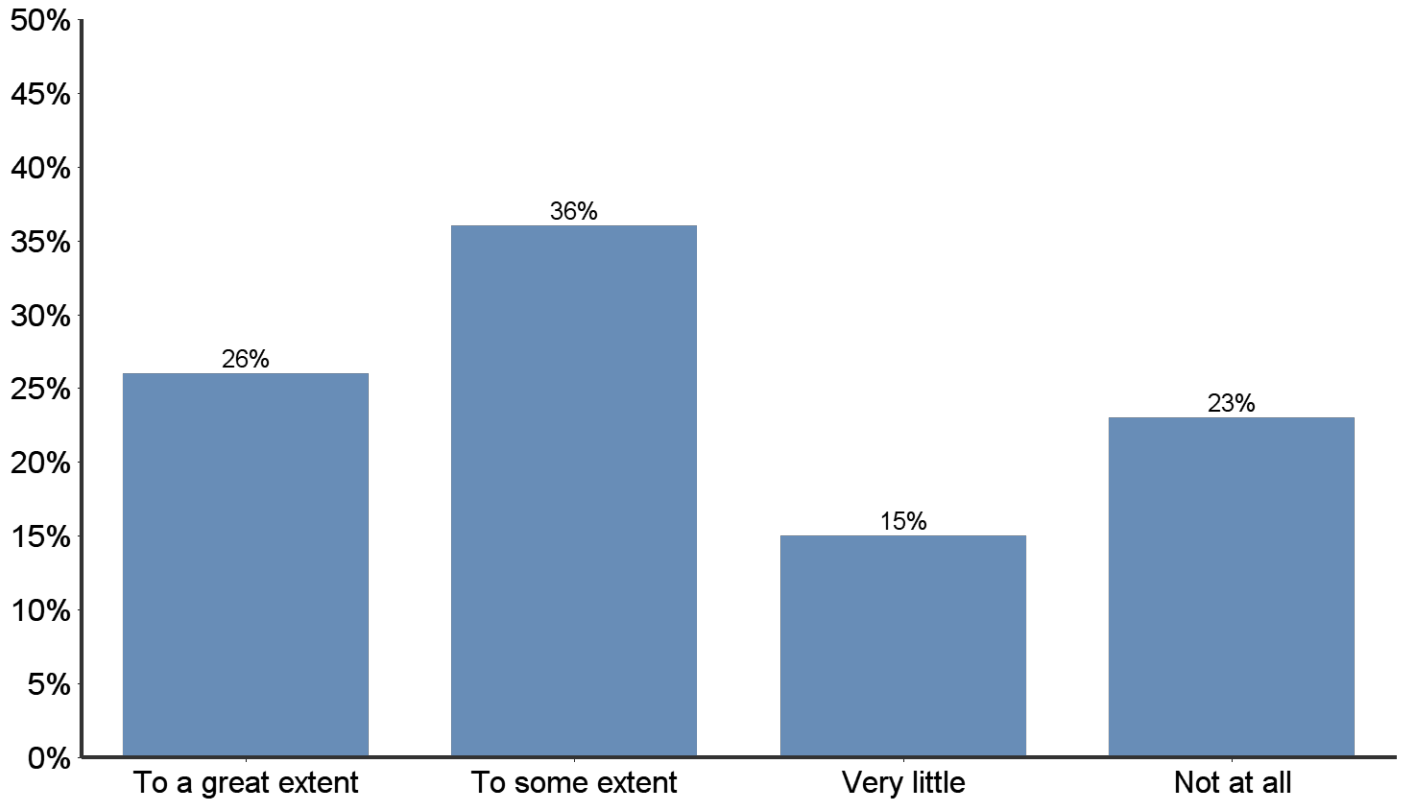
Value		Percent	Count	Percent
1	Yes		30	76.9%
2	No		9	23.1%
-	Total		39	100.0%

AY20 Graduating Student Survey, Graduate-Level - SOIS
To what extent did Dominican assist you in finding a job?



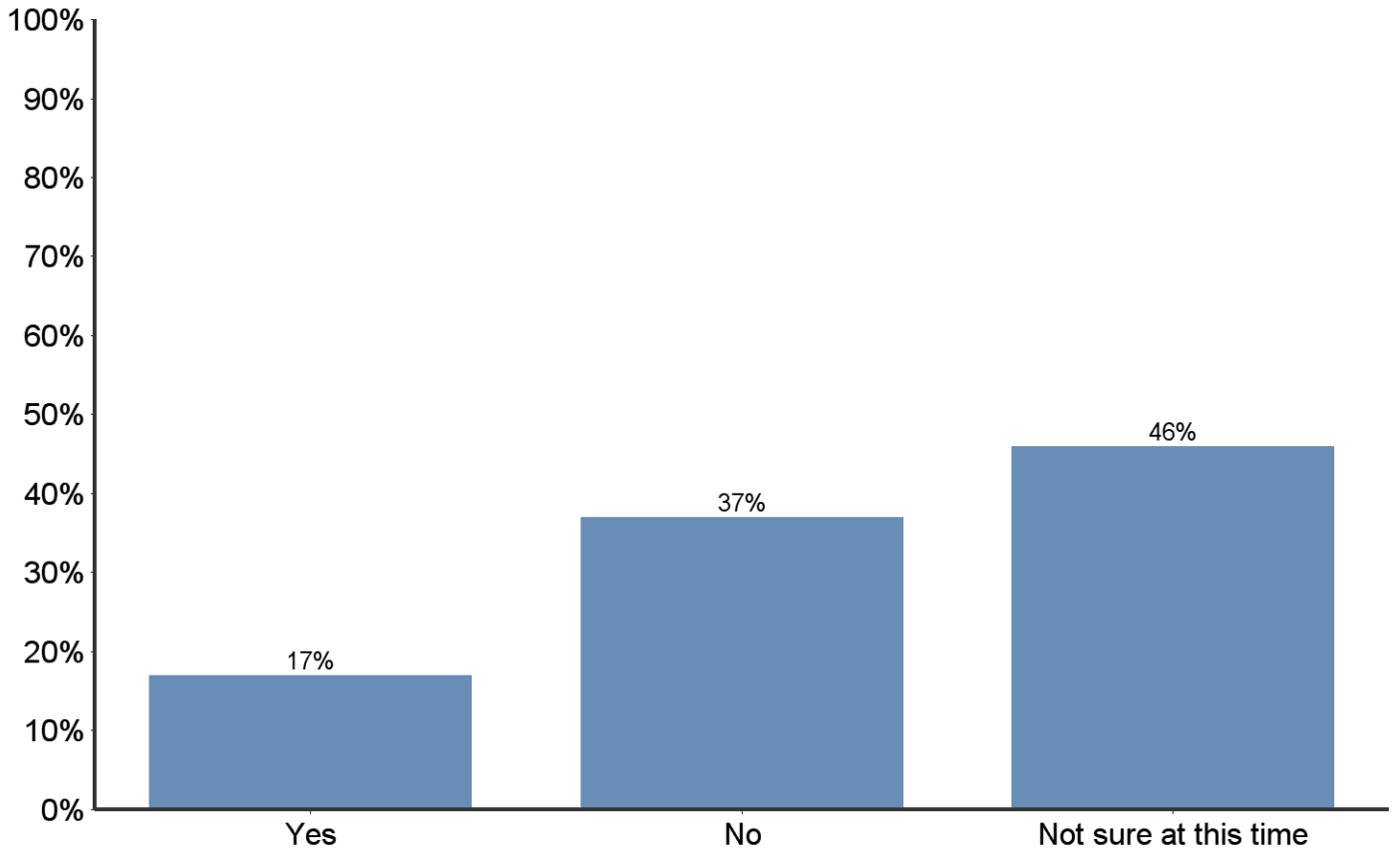
Value		Percent	Count	Percent
4	To a great extent		3	15.8%
3	To some extent		12	63.2%
2	Very little		1	5.3%
1	Not at all		3	15.8%
-	Did not seek assistance		0	0.0%
-	Total		19	100.0%





To what extent has Dominican's mission (truth, service, justice) influenced your career decisions?



Value		Percent	Count	Percent
4	To a great extent		10	25.6%
3	To some extent		14	35.9%
2	Very little		6	15.4%
1	Not at all		9	23.1%
-	Total		39	100.0%

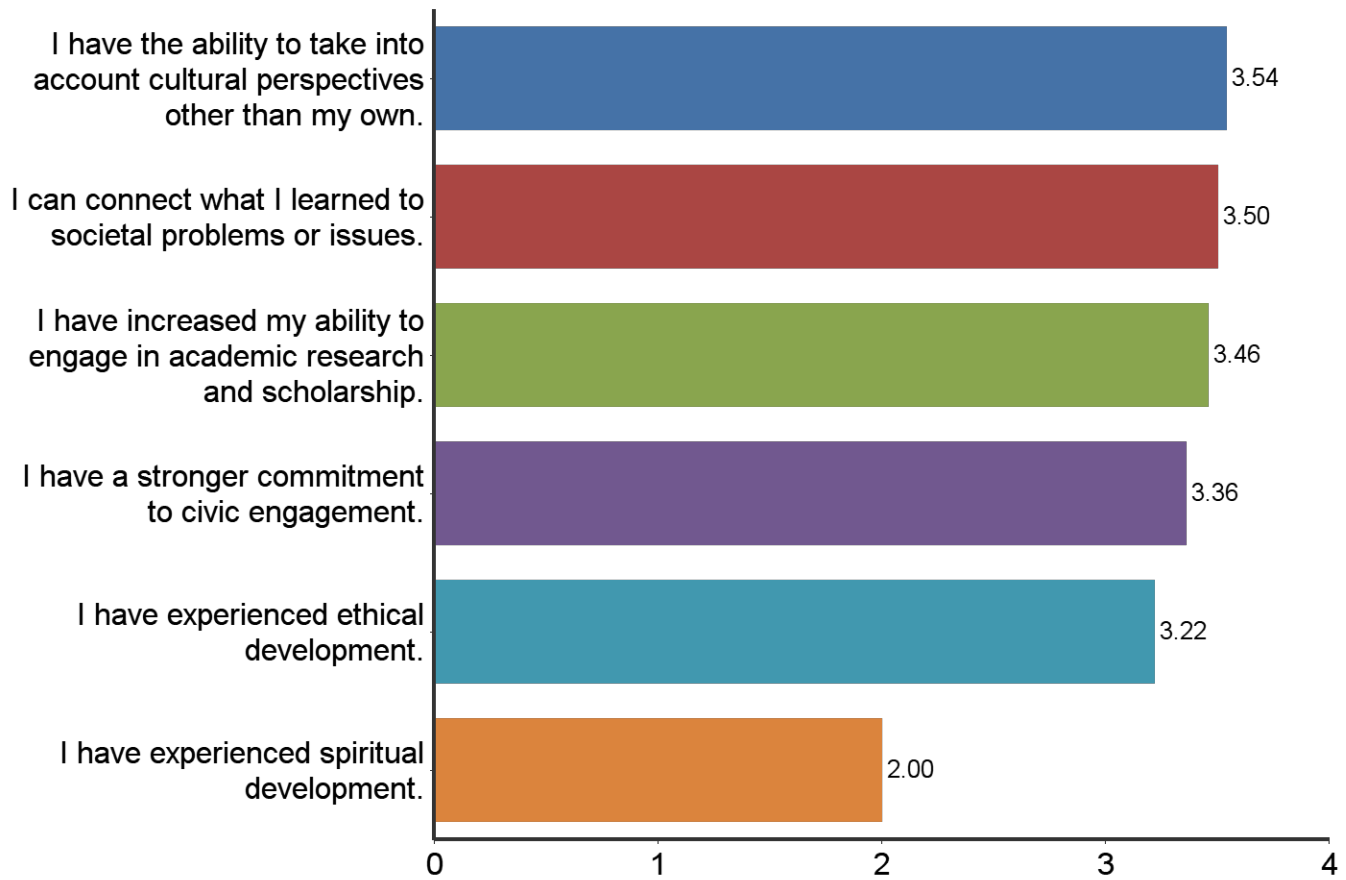
Do you plan to attain another degree or certificate after graduating from Dominican?



Value		Percent	Count	Percent
1	Yes		8	17.4%
2	No		17	37.0%
3	Not sure at this time		21	45.7%
-	Total		46	100.0%

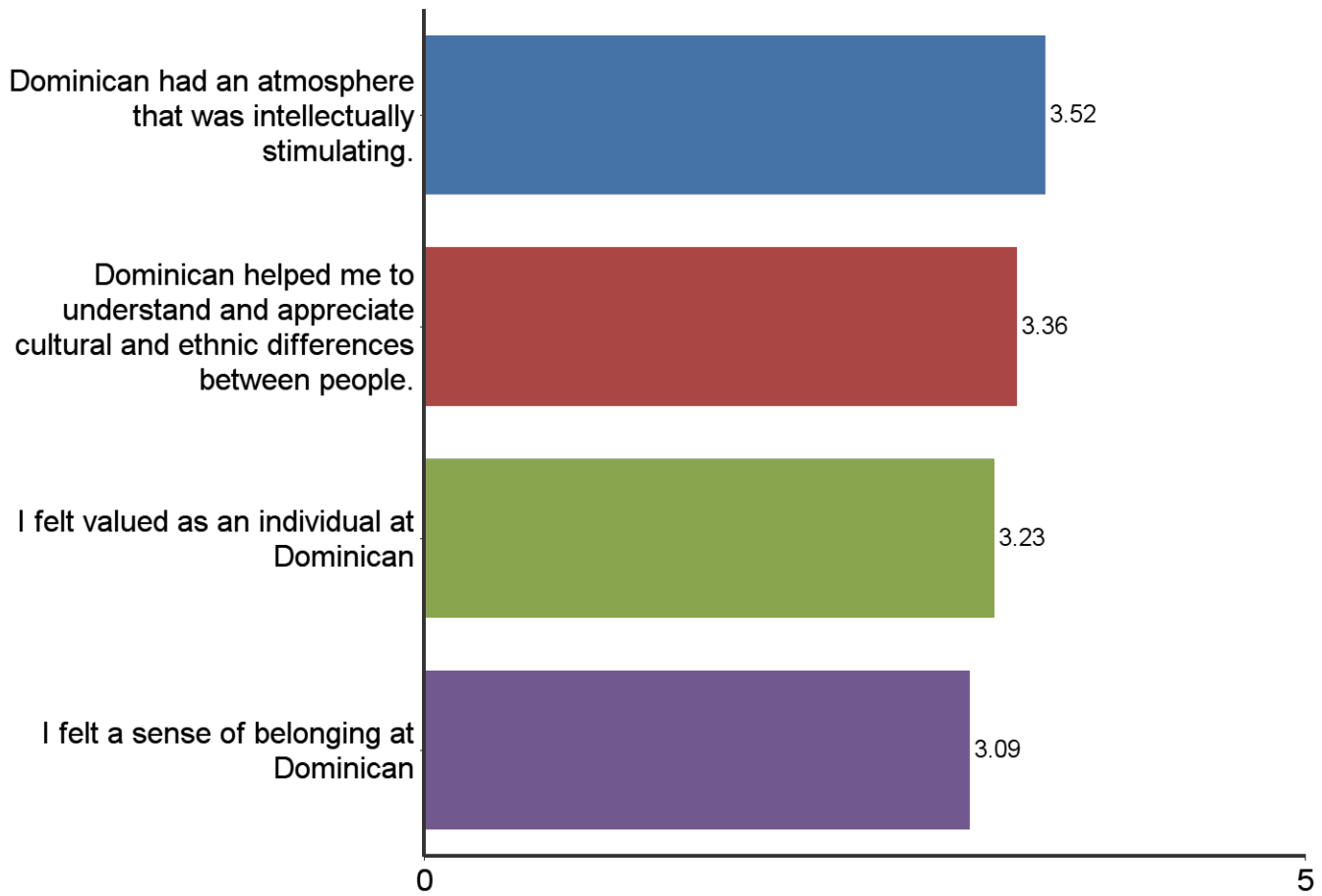
AY20 Graduating Student Survey, Graduate-Level - SOIS
Please rate the following statements concerning your Dominican experience.

As a result of my experience at Dominican University, I feel that...



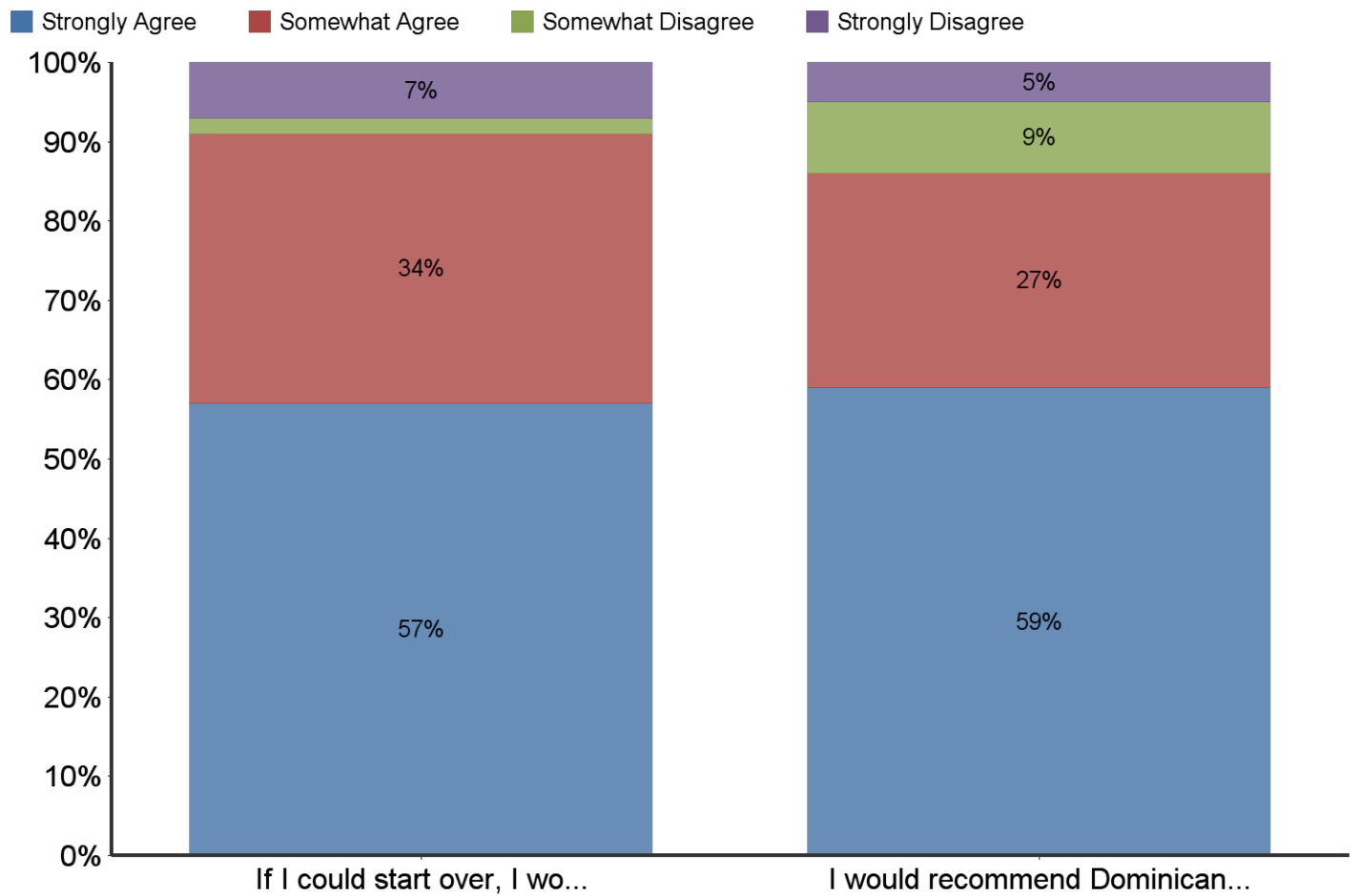
#	Question	To a great extent	To some extent	To a lesser extent	Not at all	Response	Average Value
1	I can connect what I learned to societal problems or issues.	53.6%	42.9%	3.6%	-	28	3.5
2	I have a stronger commitment to civic engagement.	42.9%	53.6%	-	3.6%	28	3.4
3	I have experienced spiritual development.	14.3%	25.0%	7.1%	53.6%	28	2.0
4	I have increased my ability to engage in academic research and scholarship.	64.3%	25.0%	3.6%	7.1%	28	3.5
5	I have experienced ethical development.	44.4%	44.4%	-	11.1%	27	3.2
6	I have the ability to take into account cultural perspectives other than my own.	53.6%	46.4%	-	-	28	3.5

Please rate your level of agreement with the following about Dominican:



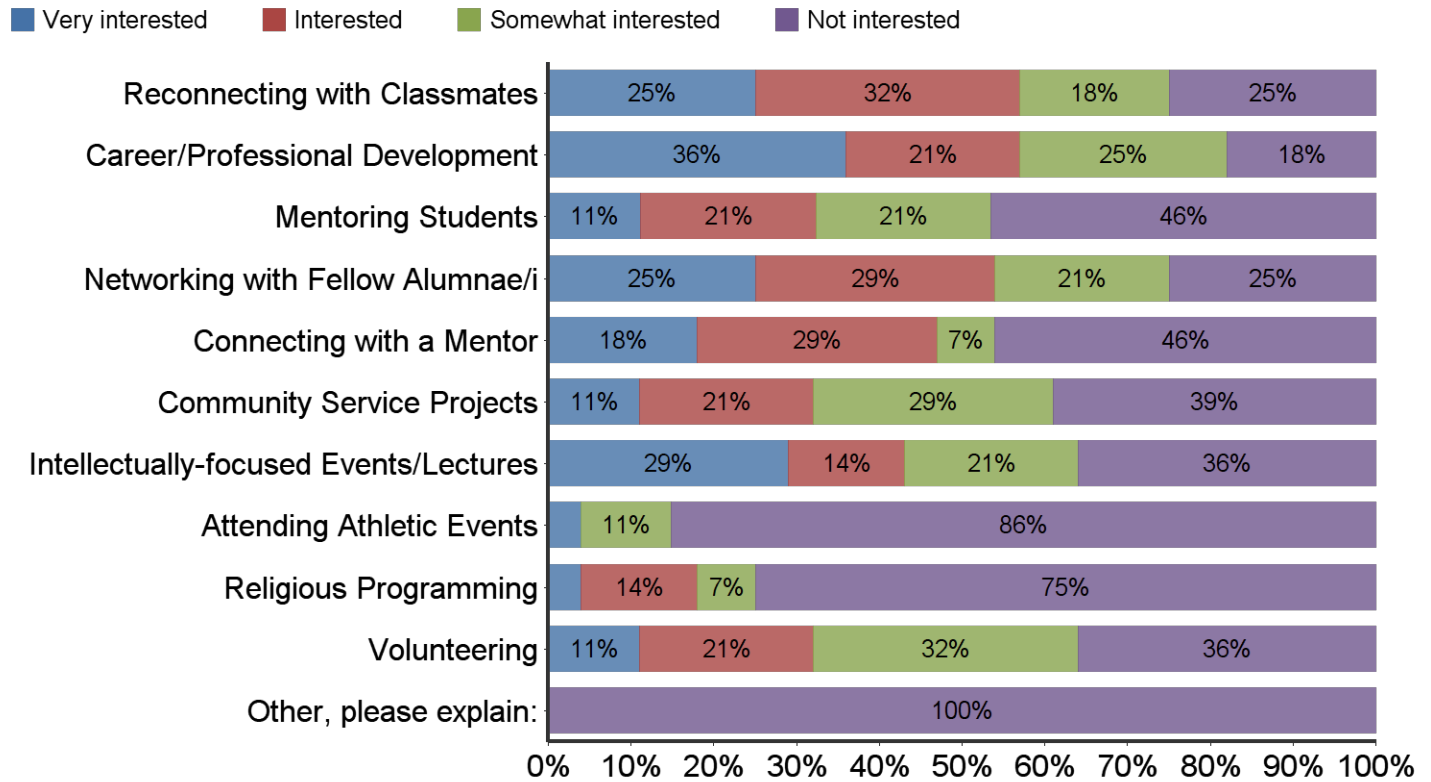
#	Question	Strongly Agree	Somewhat Agree	Somewhat Disagree	Strongly Disagree	Response	Average Value
1	Dominican had an atmosphere that was intellectually stimulating.	61.4%	34.1%	-	4.5%	44	3.5
2	Dominican helped me to understand and appreciate cultural and ethnic differences between people.	52.3%	36.4%	6.8%	4.5%	44	3.4
3	I felt a sense of belonging at Dominican	39.5%	37.2%	16.3%	7.0%	43	3.1
4	I felt valued as an individual at Dominican	46.5%	37.2%	9.3%	7.0%	43	3.2

Please rate your level of agreement with the following about your OVERALL experience at Dominican:

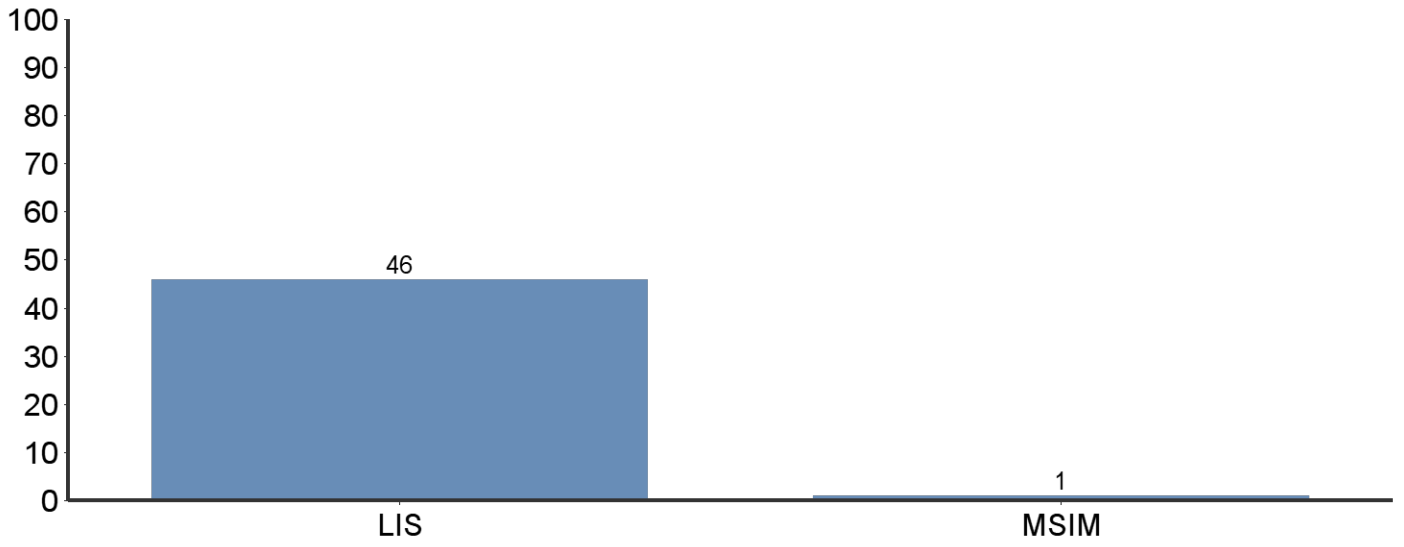


#	Question	Strongly Agree	Somewhat Agree	Somewhat Disagree	Strongly Disagree	Response	Average Value
1	If I could start over, I would attend Dominican University again.	56.82%	34.09%	2.27%	6.82%	44	3.41
2	I would recommend Dominican to others.	59.09%	27.27%	9.09%	4.55%	44	3.41

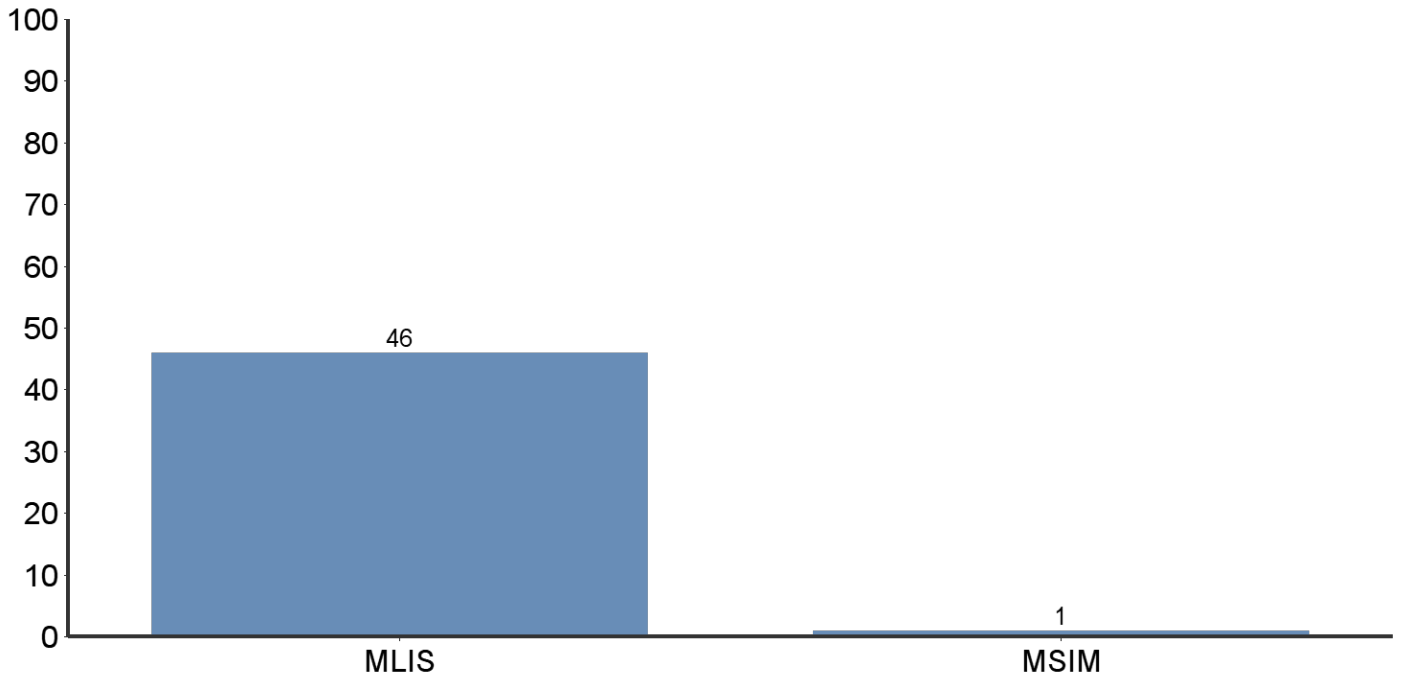
After graduation, what do you think your level of interest will be in the following types of DU alumni events and activities:



Question	Very interested	Interested	Somewhat interested	Not interested	Response	Average Value
Reconnecting with Classmates	7	9	5	7	28	2.43
Career/Professional Development	10	6	7	5	28	2.25
Mentoring Students	3	6	6	13	28	3.04
Networking with Fellow Alumnae/i	7	8	6	7	28	2.46
Connecting with a Mentor	5	8	2	13	28	2.82
Community Service Projects	3	6	8	11	28	2.96
Intellectually-focused Events/Lectures	8	4	6	10	28	2.64
Attending Athletic Events	1	-	3	24	28	3.79
Religious Programming	1	4	2	21	28	3.54
Volunteering	3	6	9	10	28	2.93
Other, please explain:	-	-	-	8	8	4.00



	Count
LIS	46
MSIM	1



	Count
MLIS	46
MSIM	1