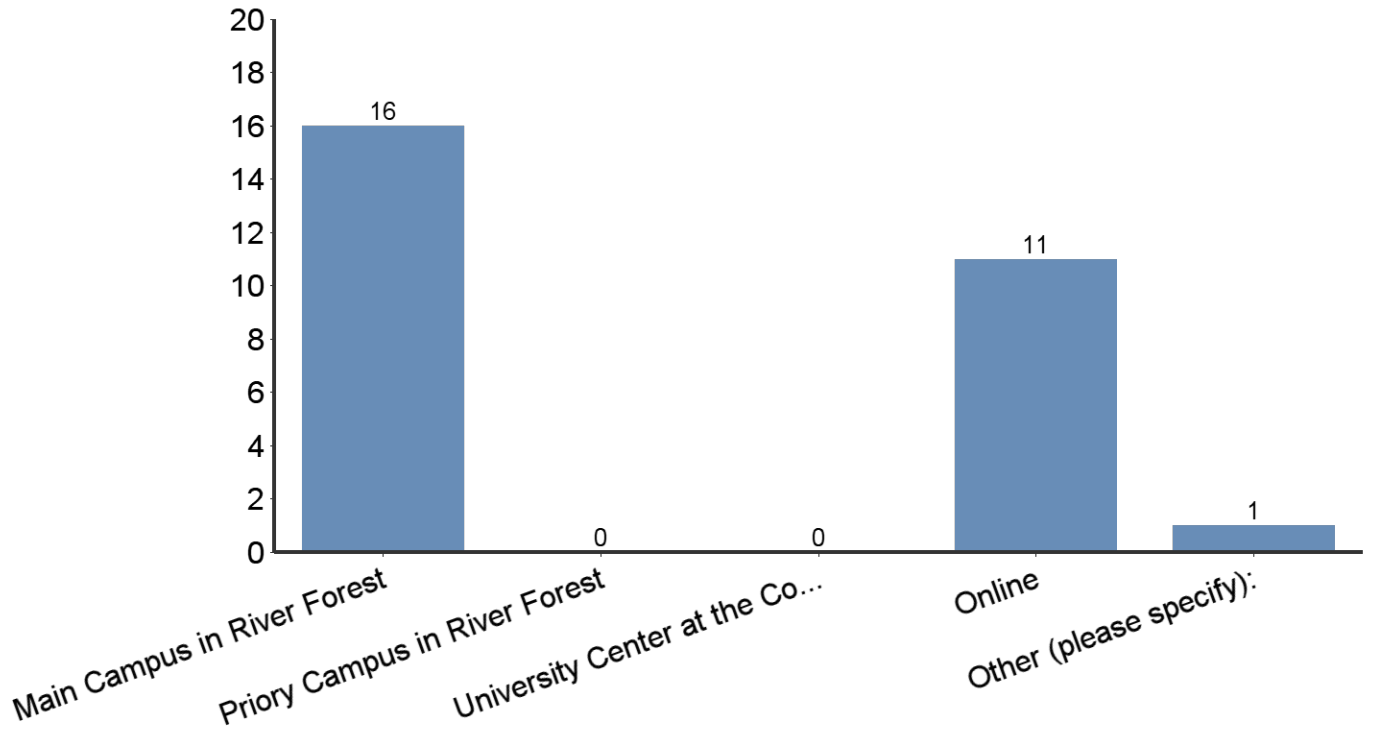


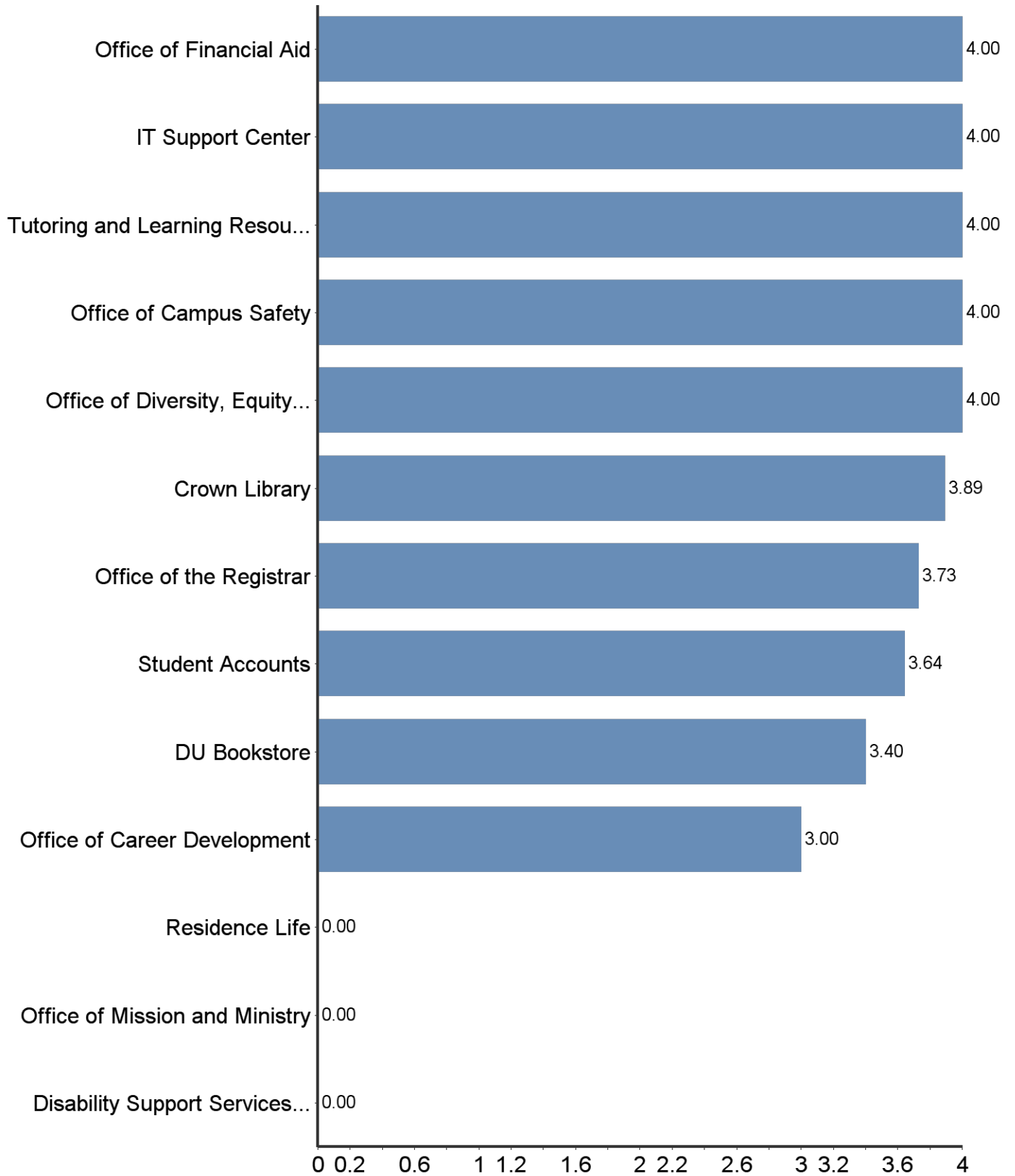
Where did you take MOST of your courses:



Value		Percent	Count	Percent
1	Main Campus in River Forest		16	57.1%
2	Priory Campus in River Forest		0	0.0%
3	University Center at the College of Lake County in Grayslake		0	0.0%
5	Online		11	39.3%
6	Other (please specify):		1	3.6%
-	Total		28	100.0%

AY20 Graduating Student Survey, Graduate-Level - SOE

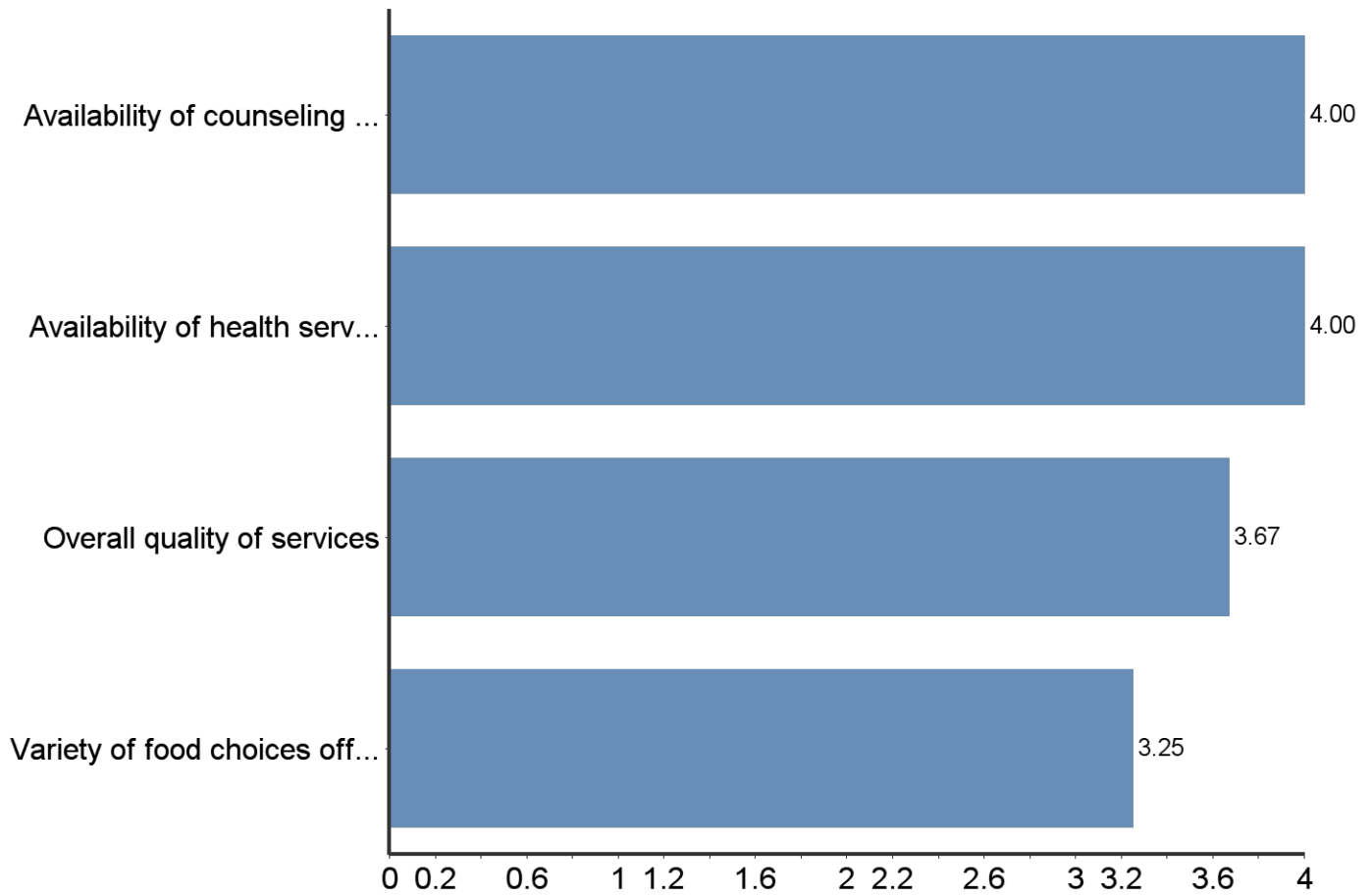
Please rate your level of satisfaction with the quality of service from the staff in the following offices at Dominican:



AY20 Graduating Student Survey, Graduate-Level - SOE

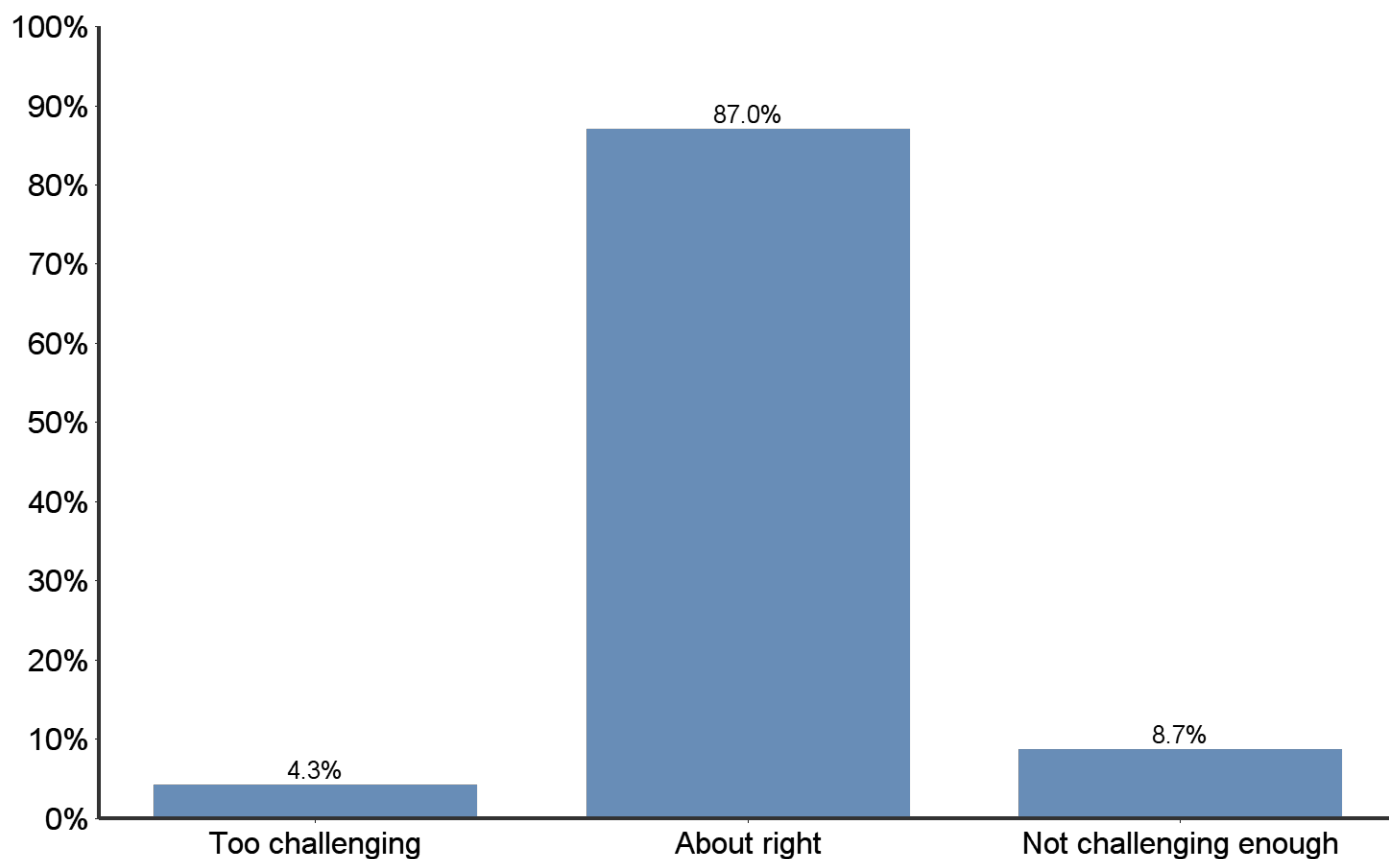
Please rate your level of satisfaction with the quality of service from the staff in the following offices at Dominican:





#	Question	Very Satisfied	Somewhat Satisfied	Somewhat Dissatisfied	Very Dissatisfied	Response	Average Value
3	Office of Career Development	-	100.0%	-	-	1	3.0
4	Office of Financial Aid	100.0%	-	-	-	9	4.0
6	DU Bookstore	80.0%	-	-	20.0%	5	3.4
8	IT Support Center	100.0%	-	-	-	3	4.0
9	Crown Library	88.9%	11.1%	-	-	9	3.9
10	Office of the Registrar	81.8%	9.1%	9.1%	-	11	3.7
11	Student Accounts	63.6%	36.4%	-	-	11	3.6
12	Residence Life	-	-	-	-	-	-
14	Tutoring and Learning Resources	100.0%	-	-	-	2	4.0
15	Office of Mission and Ministry	-	-	-	-	-	-
17	Office of Campus Safety	100.0%	-	-	-	2	4.0
18	Disability Support Services Office	-	-	-	-	-	-
20	Office of Diversity, Equity and Inclusion	100.0%	-	-	-	1	4.0



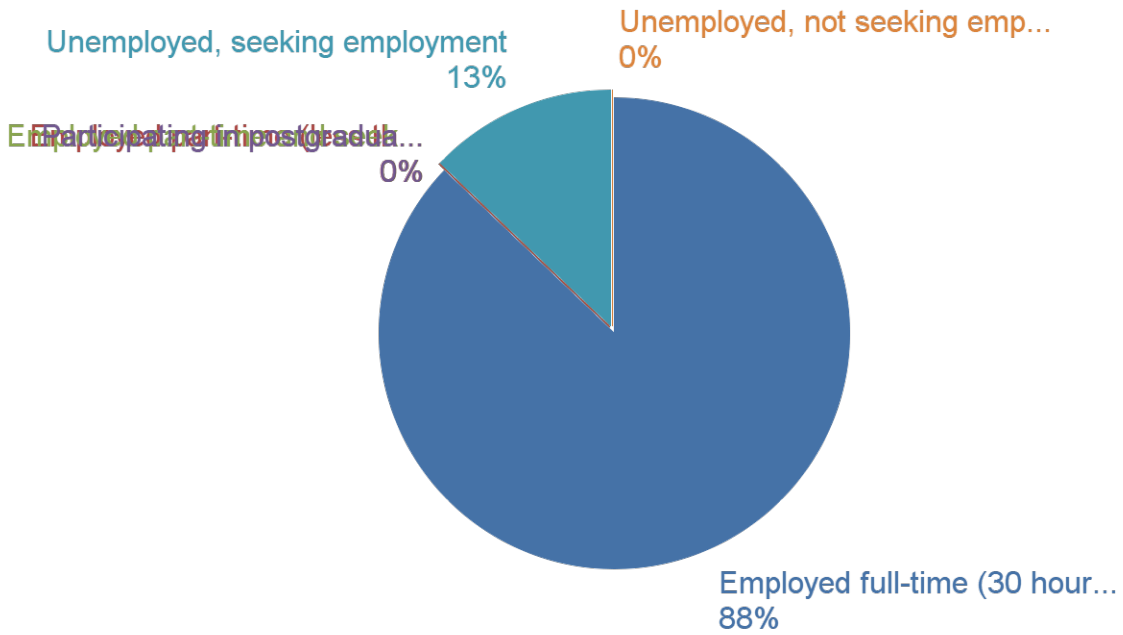
#	Question	Very Satisfied	Somewhat Satisfied	Somewhat Dissatisfied	Very Dissatisfied	Response	Average Value
5	Variety of food choices offered by campus dining	2	1	1	-	4	3.25
7	Availability of health services (Wellness Center)	1	-	-	-	1	4.00
16	Availability of counseling services (Wellness Center)	1	-	-	-	1	4.00
19	Overall quality of services	6	3	-	-	9	3.67

In general, how would you rate the academic rigor of your classes at Dominican?



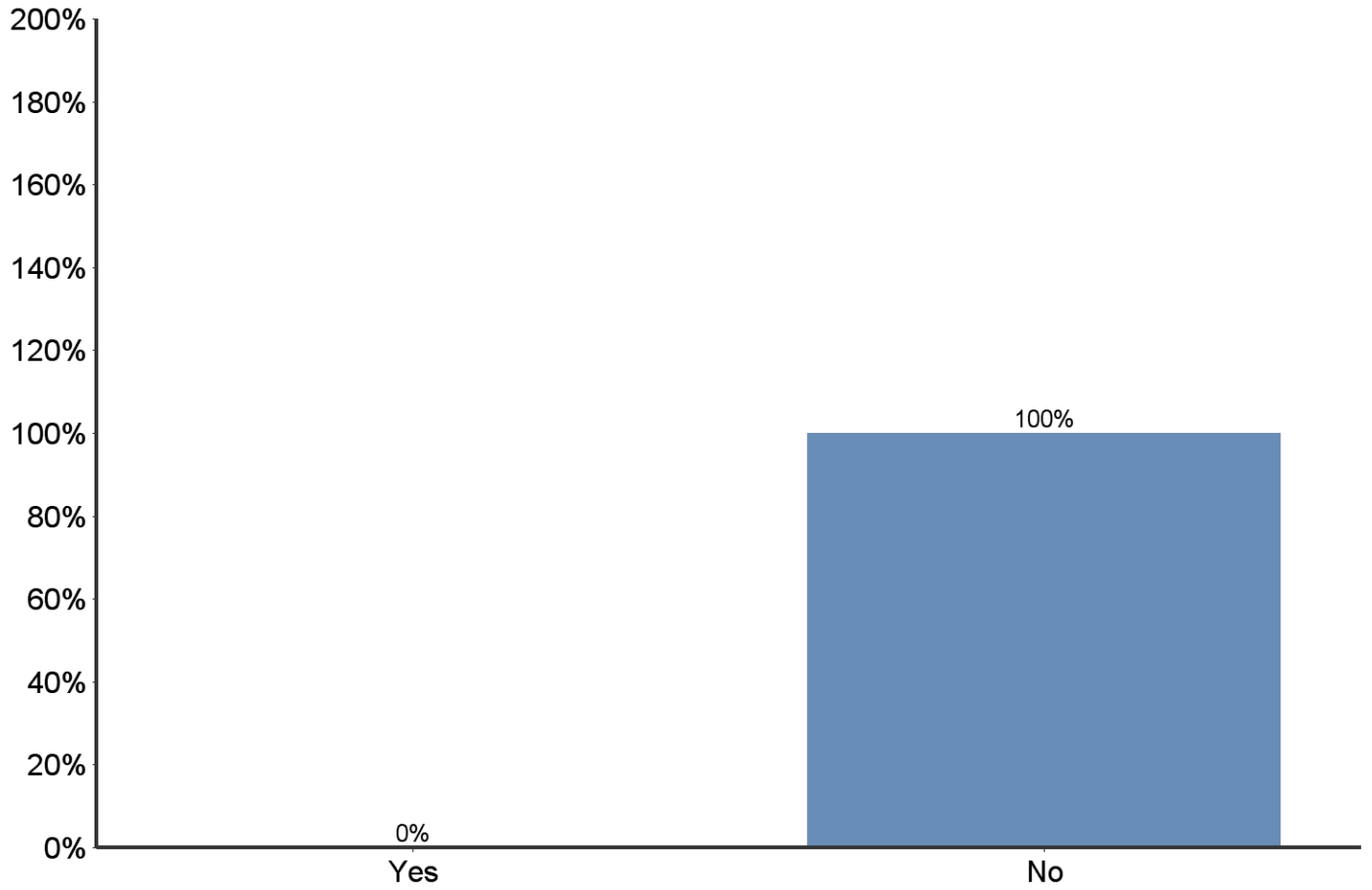
Value		Percent	Count	Percent
1	Too challenging		1	4.3%
2	About right		20	87.0%
3	Not challenging enough		2	8.7%
-	Total		23	100.0%

AY20 Graduating Student Survey, Graduate-Level - SOE
 What will be your EMPLOYMENT STATUS immediately after graduation?



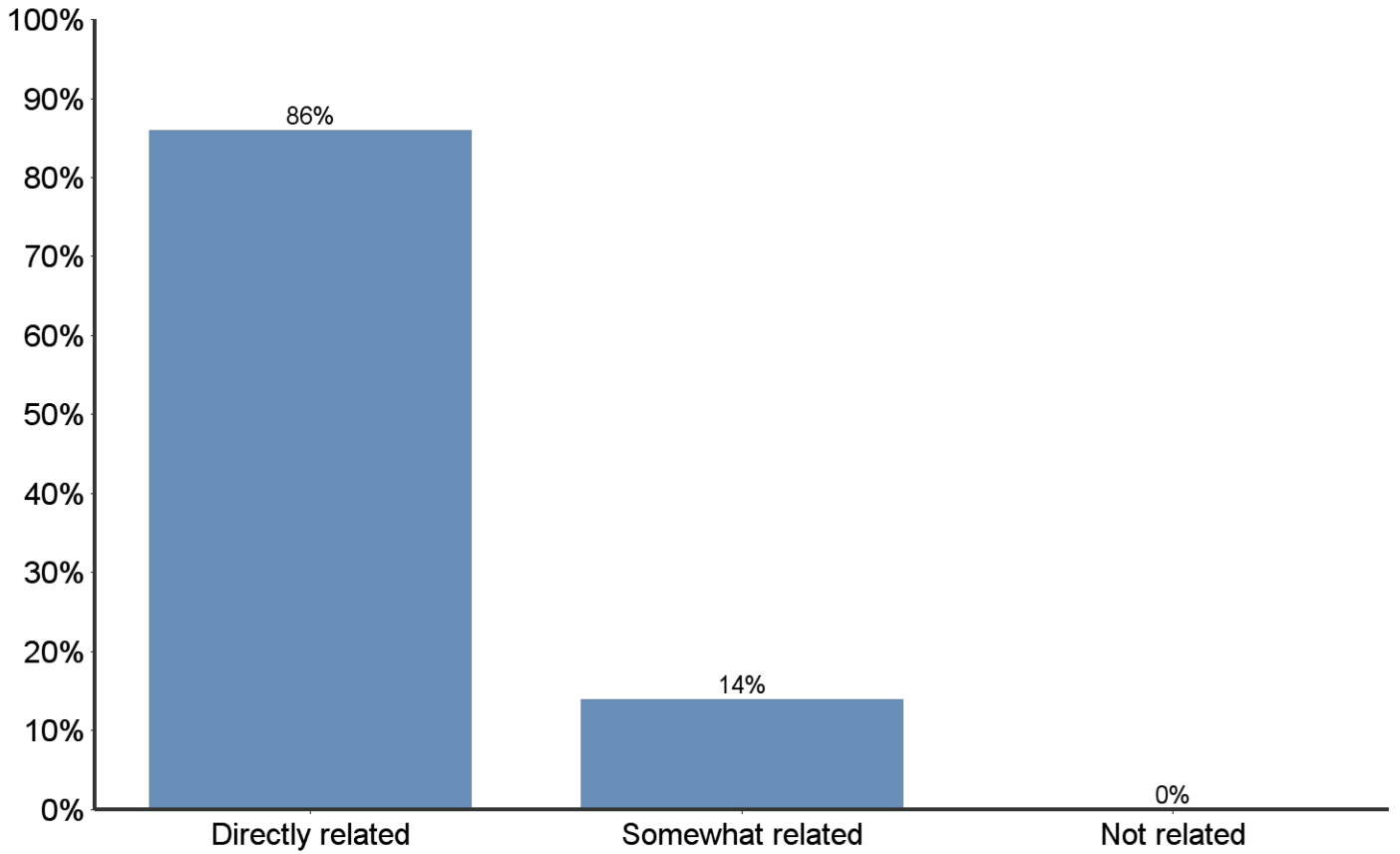
Value		Percent	Count	Percent
1	Employed full-time (30 hours or more per week)	<div style="width: 87.5%;"></div>	21	87.5%
2	Employed part-time (less than 30 hours per week)	<div style="width: 0%;"></div>	0	0.0%
3	Employed part-time and seeking full-time	<div style="width: 0%;"></div>	0	0.0%
4	Participating in postgraduate service program (e.g. AmeriCorps, Dominican Volunteers, etc.)	<div style="width: 0%;"></div>	0	0.0%
5	Unemployed, seeking employment	<div style="width: 12.5%;"></div>	3	12.5%
6	Unemployed, not seeking employment	<div style="width: 0%;"></div>	0	0.0%
-	Total	<div style="width: 100%;"></div>	24	100.0%

AY20 Graduating Student Survey, Graduate-Level - SOE
 Have you sought out any career related services at Dominican?



Value		Percent	Count	Percent
1	Yes		0	0.0%
2	No	<div style="width: 100%; height: 10px; background-color: #4F81BD;"></div>	3	100.0%
-	Total	<div style="width: 100%; height: 10px; background-color: #4F81BD;"></div>	3	100.0%

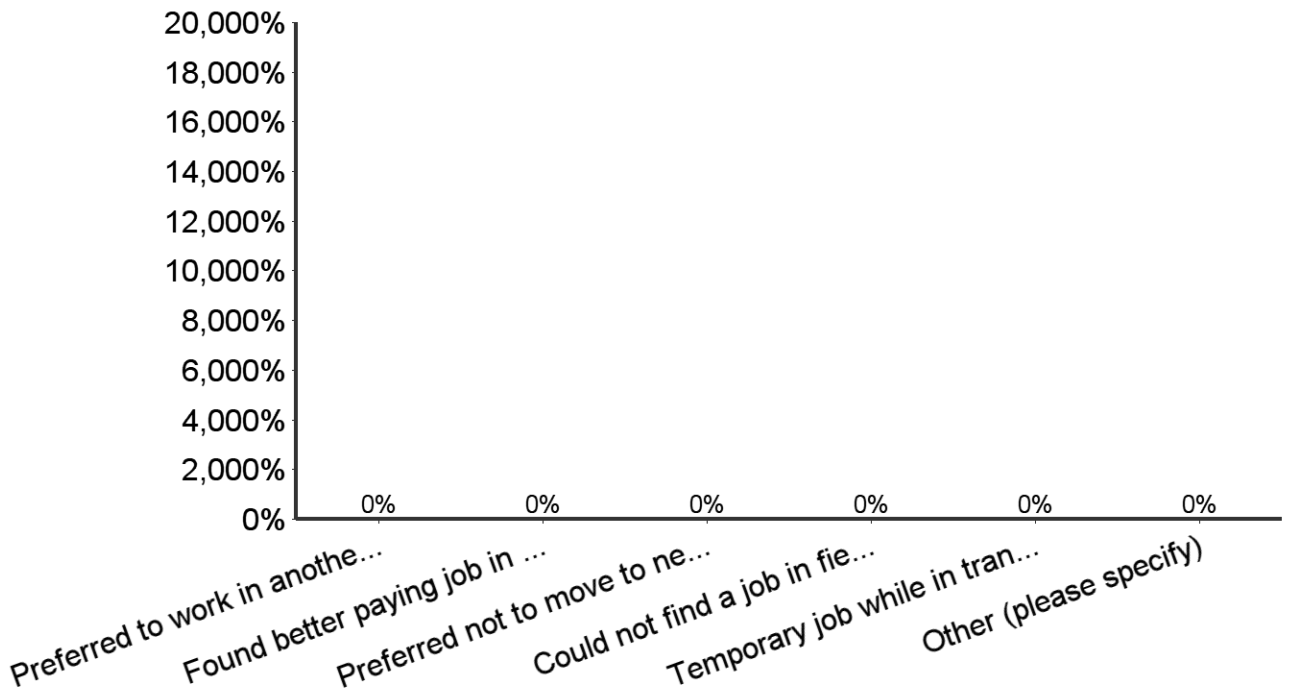
If you will be employed, how closely related will the job be to your degree program?



Value		Percent	Count	Percent
1	Directly related		18	85.7%
2	Somewhat related		3	14.3%
3	Not related		0	0.0%
-	Total		21	100.0%

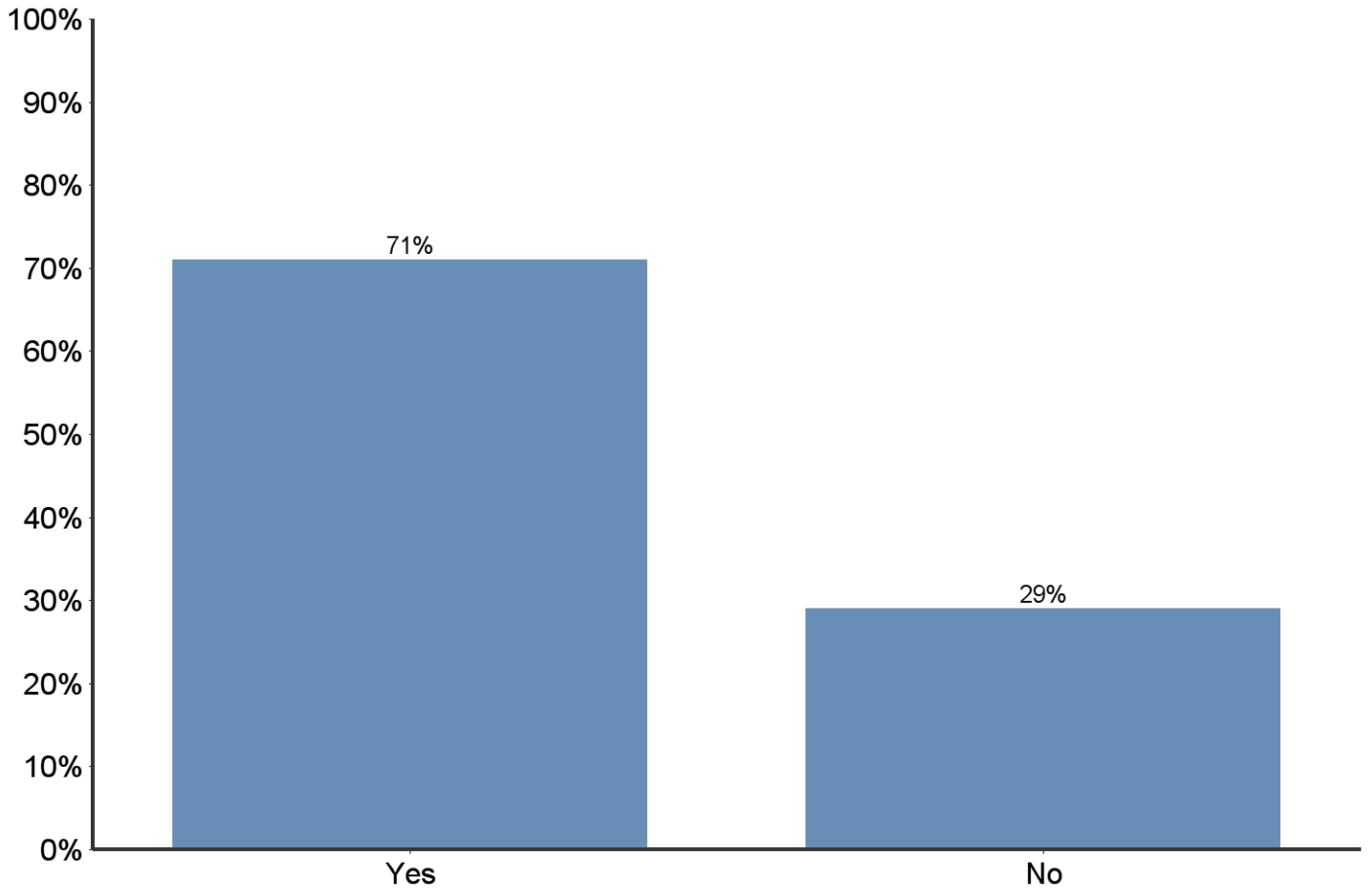
AY20 Graduating Student Survey, Graduate-Level - SOE

If the job is not related to your major, please check all the reasons that apply:



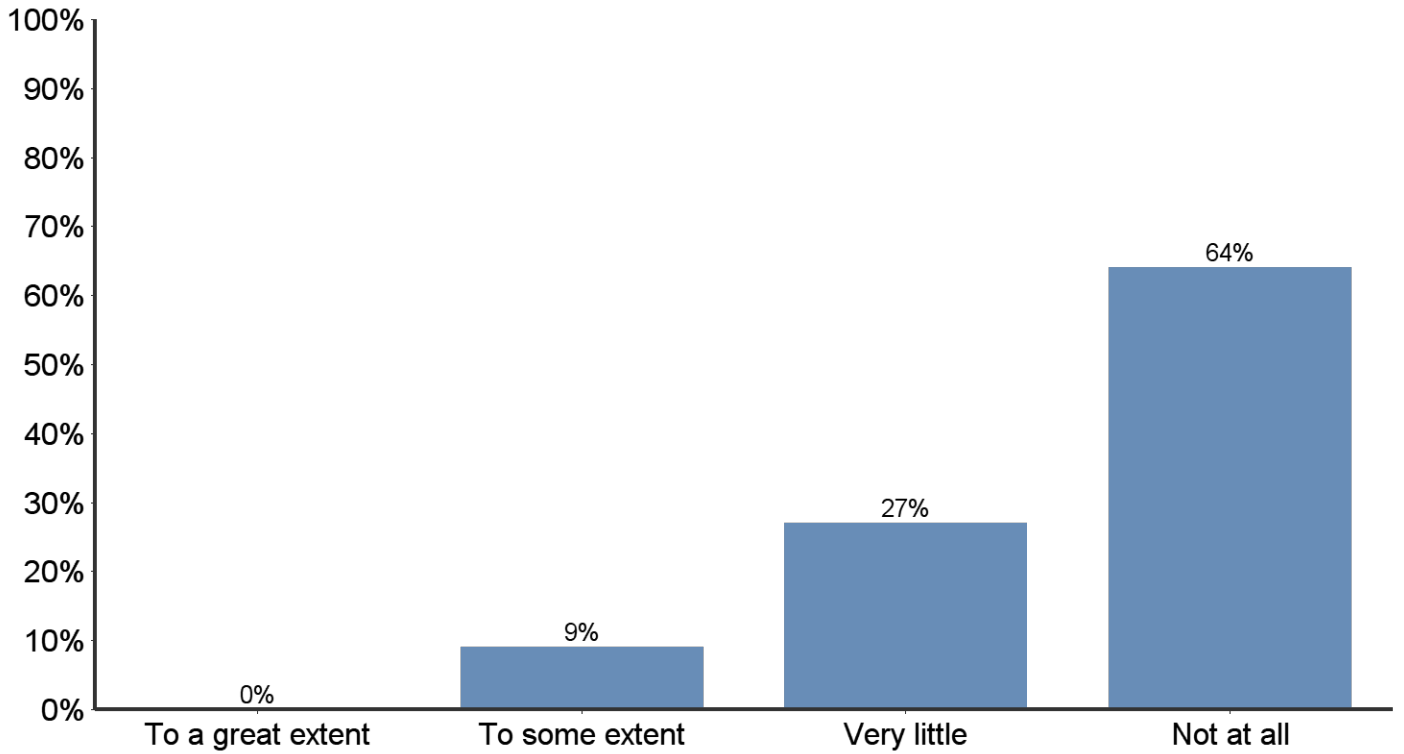
Value		Percent	Count	Percent
1	Preferred to work in another field		0	0.0%
2	Found better paying job in another field		0	0.0%
3	Preferred not to move to new locality		0	0.0%
4	Could not find a job in field of preparation		0	0.0%
5	Temporary job while in transition		0	0.0%
6	Other (please specify)		0	0.0%
-	Total		0	0.0%

AY20 Graduating Student Survey, Graduate-Level - SOE
 Did you hold the same job while enrolled at Dominican?



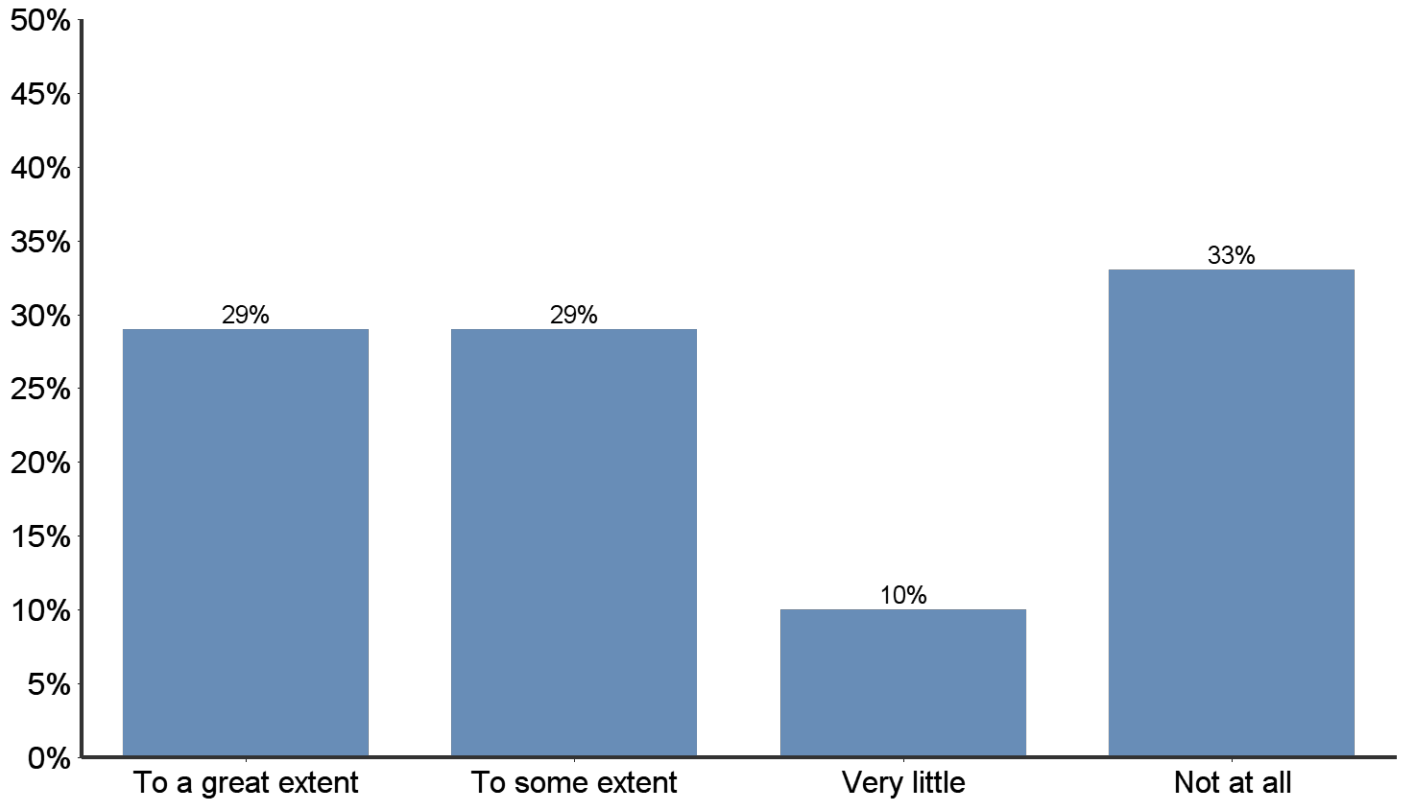
Value		Percent	Count	Percent
1	Yes		15	71.4%
2	No		6	28.6%
-	Total		21	100.0%

AY20 Graduating Student Survey, Graduate-Level - SOE
To what extent did Dominican assist you in finding a job?



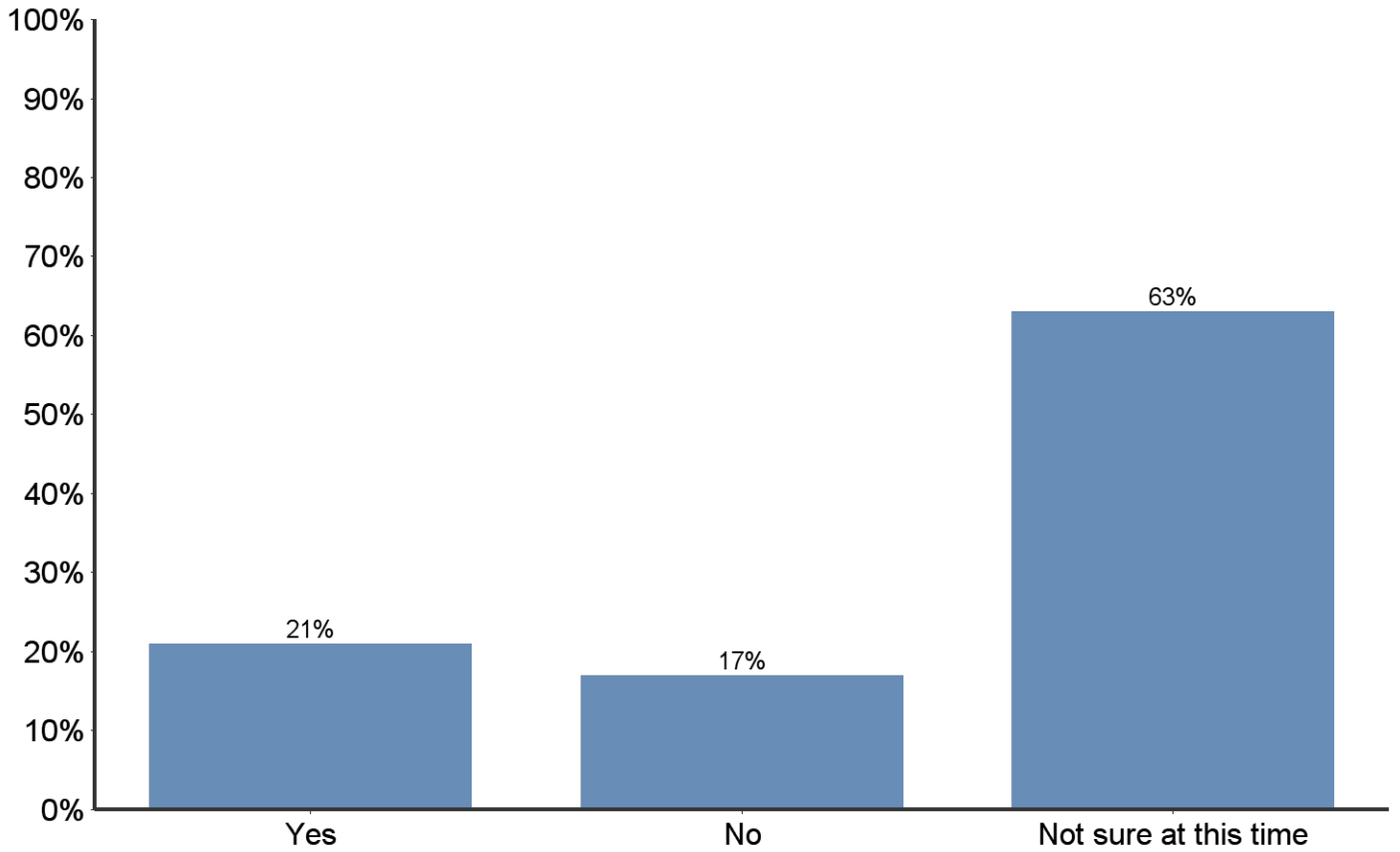
Value		Percent	Count	Percent
4	To a great extent		0	0.0%
3	To some extent		1	9.1%
2	Very little		3	27.3%
1	Not at all		7	63.6%
-	Did not seek assistance		0	0.0%
-	Total		11	100.0%





To what extent has Dominican's mission (truth, service, justice) influenced your career decisions?



Value		Percent	Count	Percent
4	To a great extent		6	28.6%
3	To some extent		6	28.6%
2	Very little		2	9.5%
1	Not at all		7	33.3%
-	Total		21	100.0%

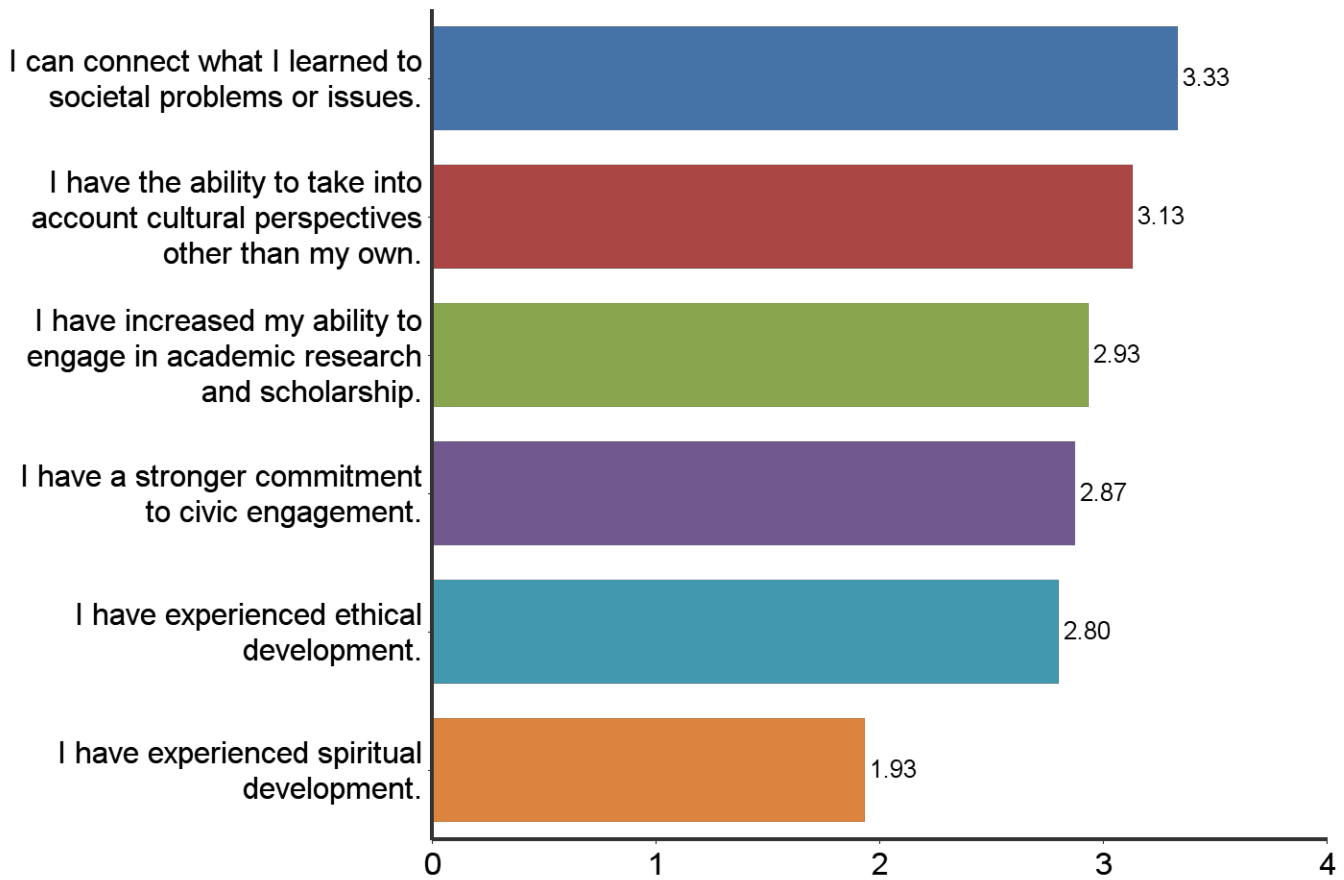
Do you plan to attain another degree or certificate after graduating from Dominican?



Value		Percent	Count	Percent
1	Yes		5	20.8%
2	No		4	16.7%
3	Not sure at this time		15	62.5%
-	Total		24	100.0%

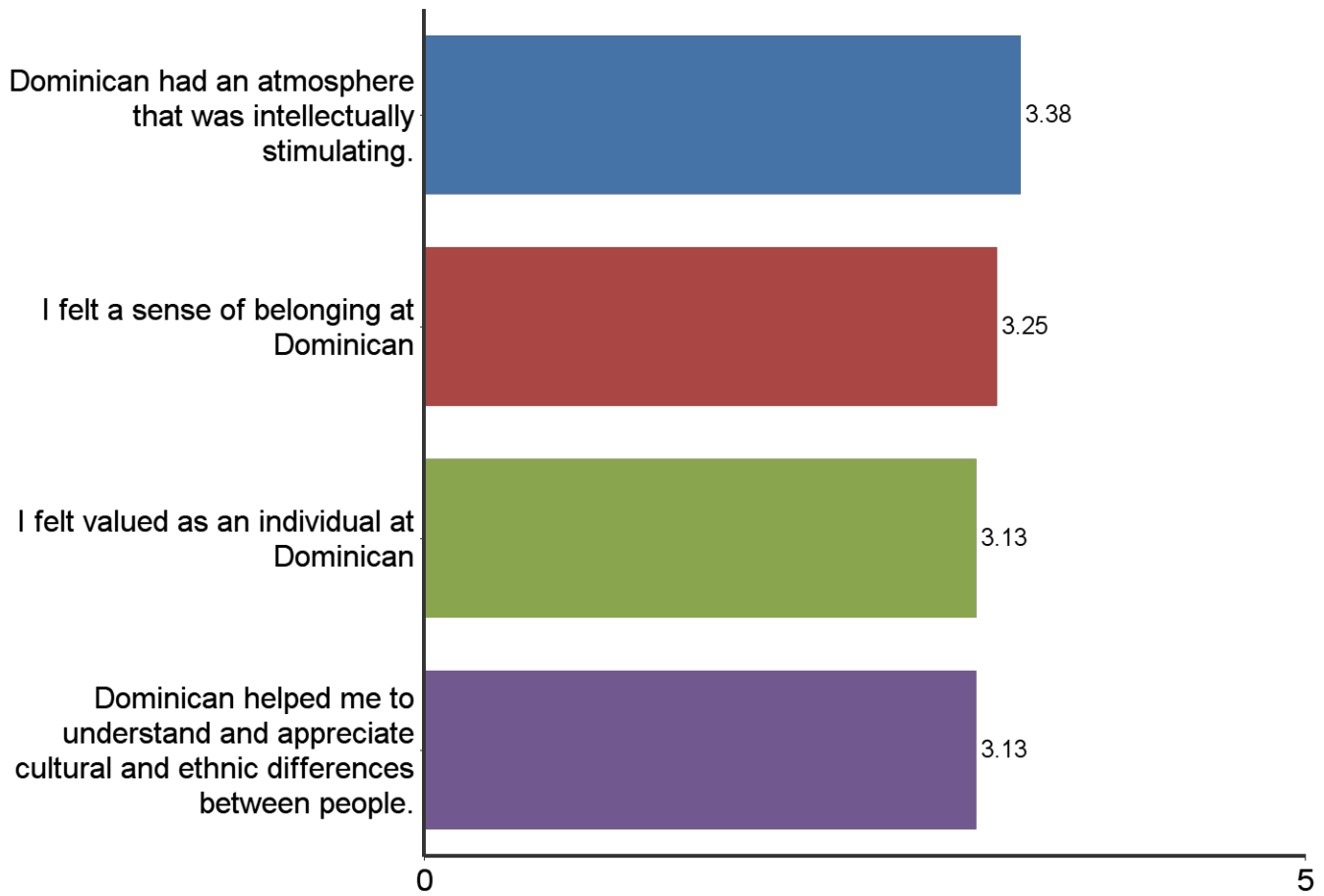
AY20 Graduating Student Survey, Graduate-Level - SOE
Please rate the following statements concerning your Dominican experience.

As a result of my experience at Dominican University, I feel that...

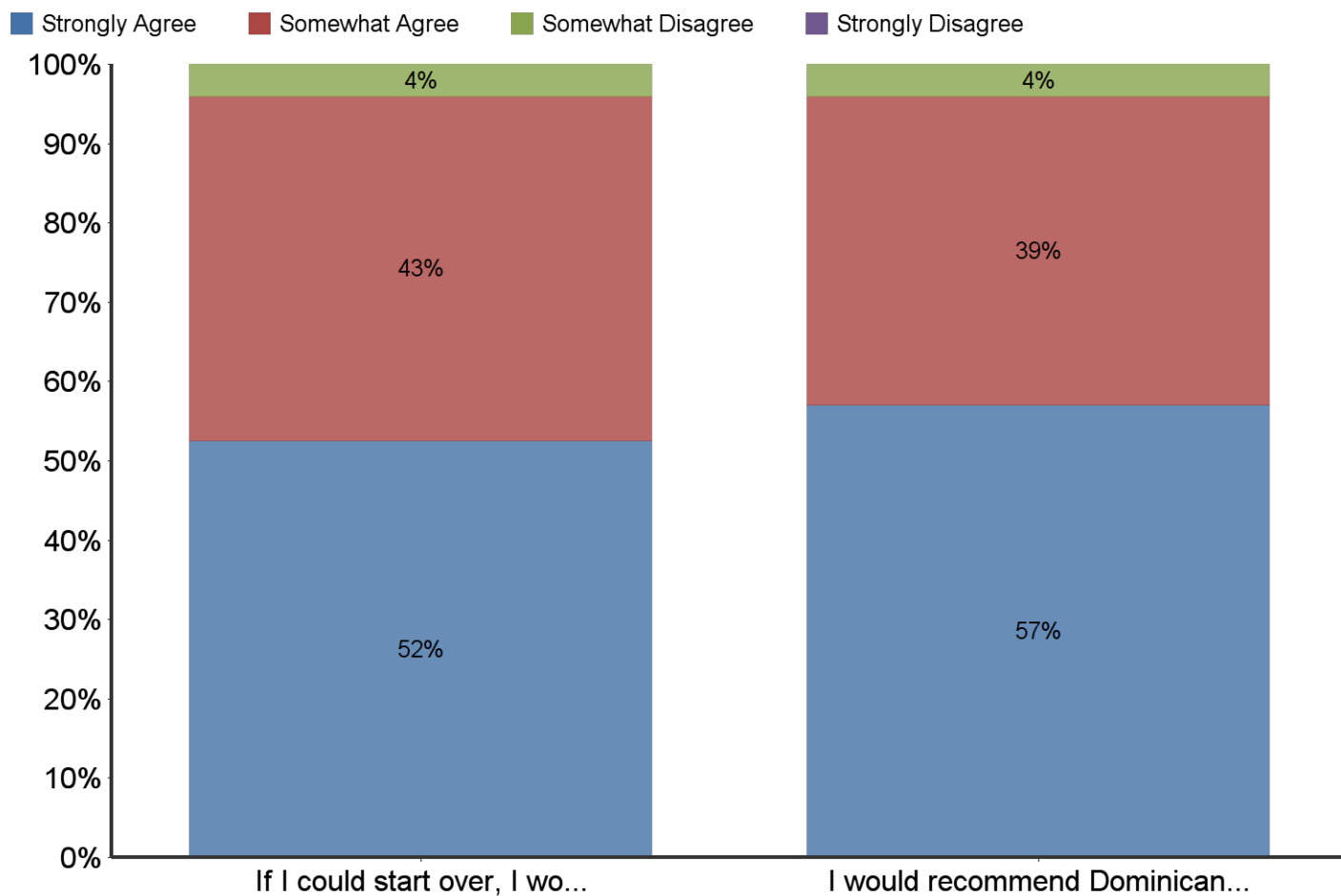


#	Question	To a great extent	To some extent	To a lesser extent	Not at all	Response	Average Value
1	I can connect what I learned to societal problems or issues.	60.0%	26.7%	-	13.3%	15	3.3
2	I have a stronger commitment to civic engagement.	40.0%	33.3%	-	26.7%	15	2.9
3	I have experienced spiritual development.	13.3%	13.3%	26.7%	46.7%	15	1.9
4	I have increased my ability to engage in academic research and scholarship.	33.3%	46.7%	-	20.0%	15	2.9
5	I have experienced ethical development.	40.0%	26.7%	6.7%	26.7%	15	2.8
6	I have the ability to take into account cultural perspectives other than my own.	60.0%	13.3%	6.7%	20.0%	15	3.1

Please rate your level of agreement with the following about Dominican:

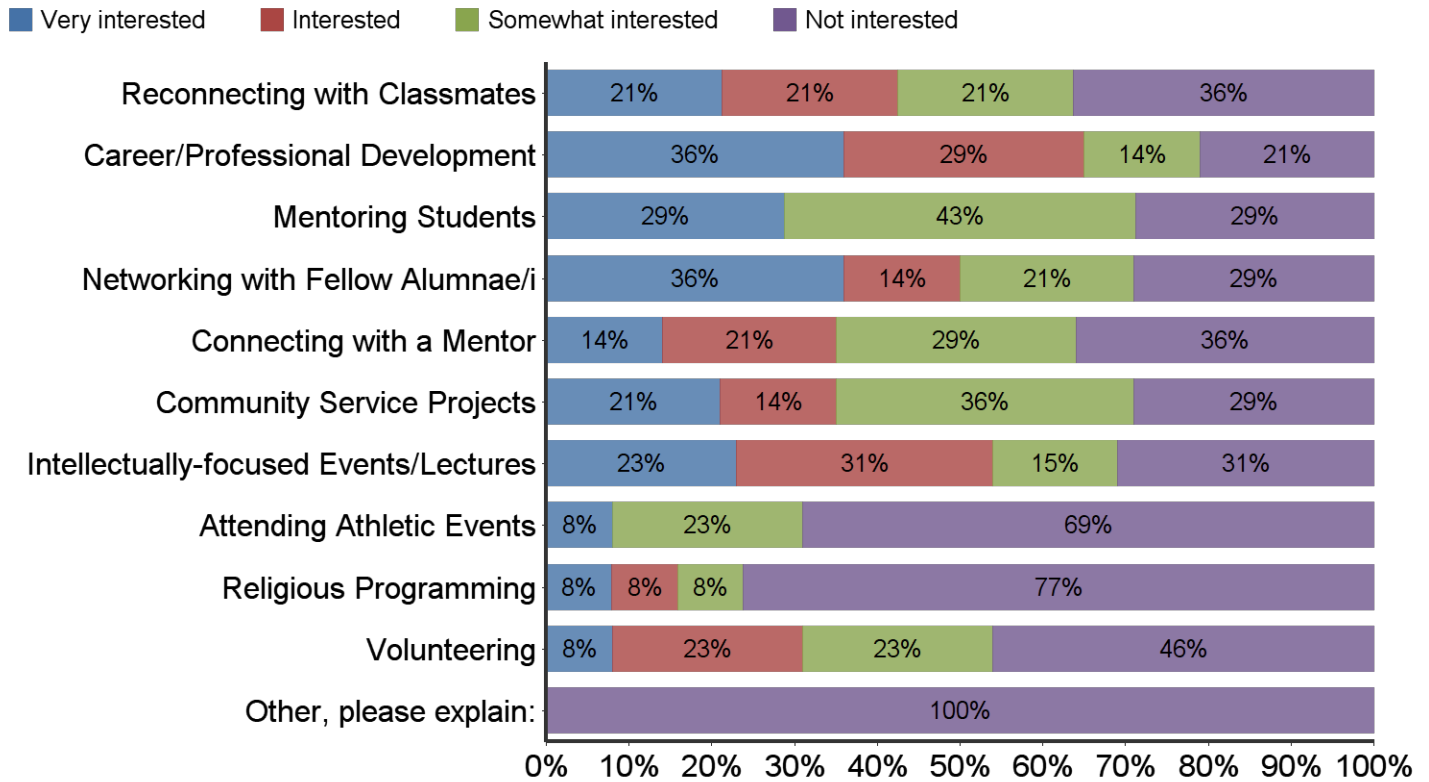


#	Question	Strongly Agree	Somewhat Agree	Somewhat Disagree	Strongly Disagree	Response	Average Value
1	Dominican had an atmosphere that was intellectually stimulating.	45.8%	50.0%	-	4.2%	24	3.4
2	Dominican helped me to understand and appreciate cultural and ethnic differences between people.	41.7%	37.5%	12.5%	8.3%	24	3.1
3	I felt a sense of belonging at Dominican	41.7%	41.7%	16.7%	-	24	3.2
4	I felt valued as an individual at Dominican	41.7%	37.5%	12.5%	8.3%	24	3.1

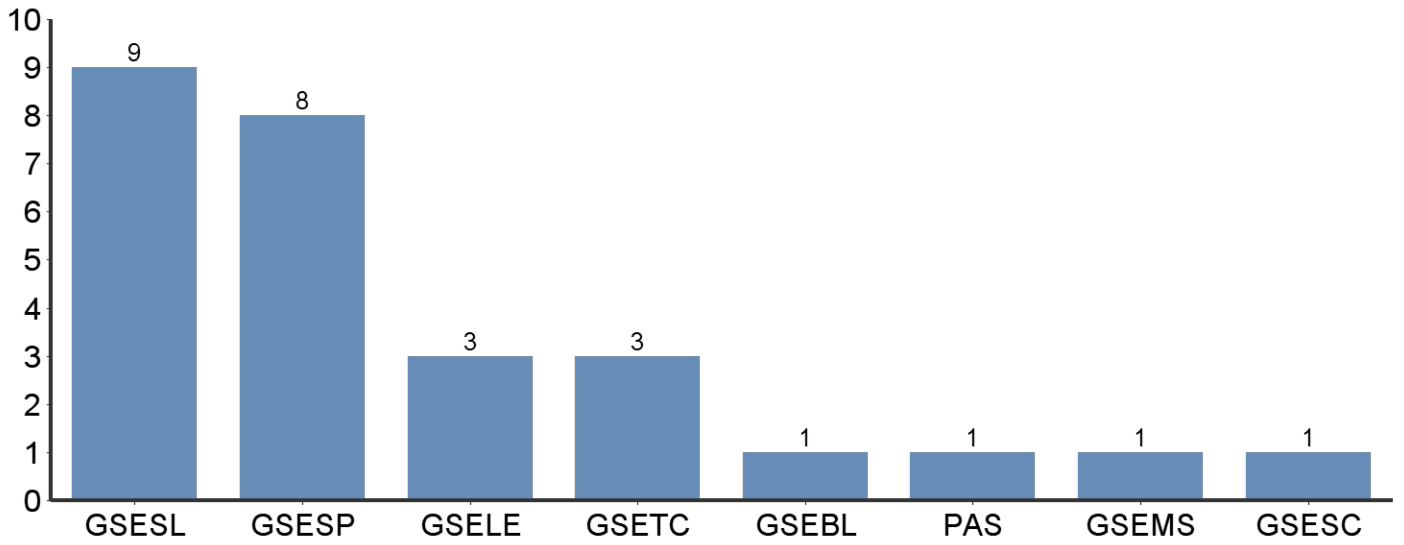


#	Question	Strongly Agree	Somewhat Agree	Somewhat Disagree	Strongly Disagree	Response	Average Value
1	If I could start over, I would attend Dominican University again.	52.17%	43.48%	4.35%	-	23	3.48
2	I would recommend Dominican to others.	56.52%	39.13%	4.35%	-	23	3.52

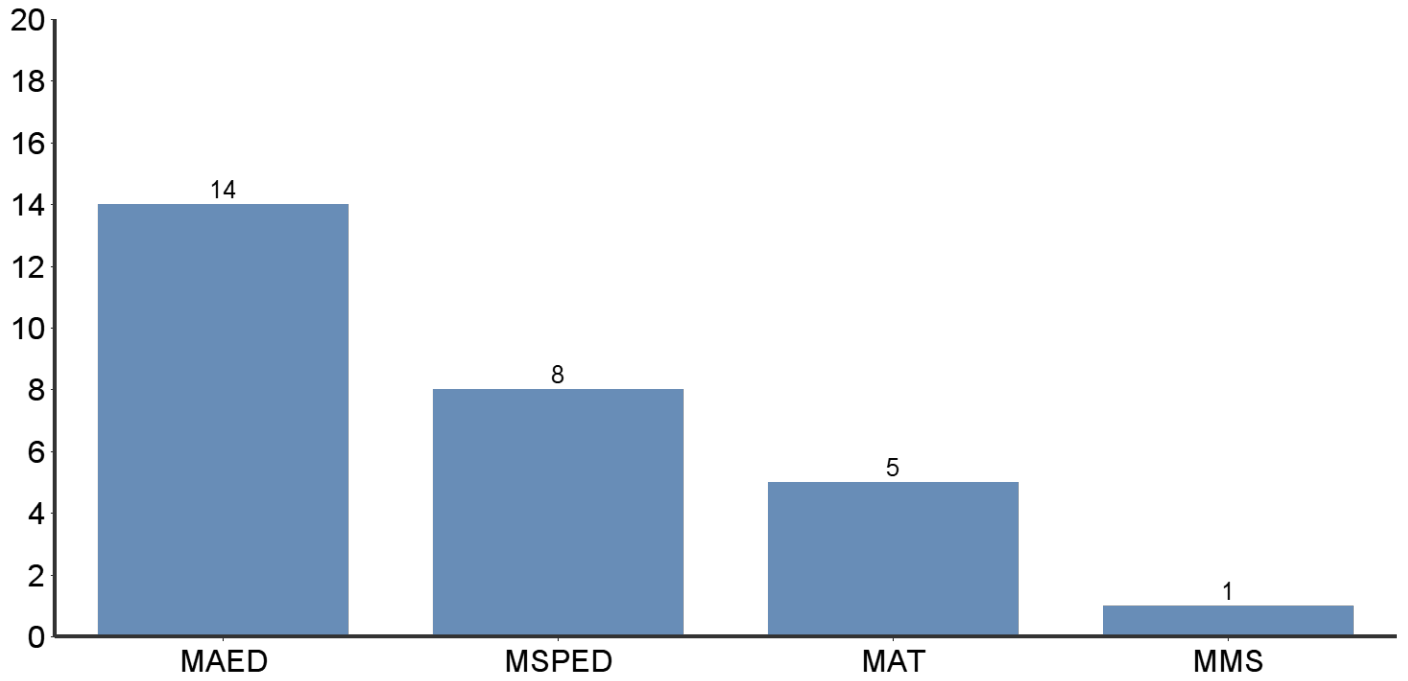
After graduation, what do you think your level of interest will be in the following types of DU alumni events and activities:



Question	Very interested	Interested	Somewhat interested	Not interested	Response	Average Value
Reconnecting with Classmates	3	3	3	5	14	2.71
Career/Professional Development	5	4	2	3	14	2.21
Mentoring Students	4	-	6	4	14	2.71
Networking with Fellow Alumnae/i	5	2	3	4	14	2.43
Connecting with a Mentor	2	3	4	5	14	2.86
Community Service Projects	3	2	5	4	14	2.71
Intellectually-focused Events/Lectures	3	4	2	4	13	2.54
Attending Athletic Events	1	-	3	9	13	3.54
Religious Programming	1	1	1	10	13	3.54
Volunteering	1	3	3	6	13	3.08
Other, please explain:	-	-	-	3	3	4.00



	Count
GSEBL	1
GSELE	3
GSEMS	1
GSESC	1
GSESL	9
GSESP	8
GSETC	3
PAS	1



	Count
MAED	14
MAT	5
MMS	1
MSPED	8